



ULM Warhawks Men's Basketball

University of Louisiana at Monroe



ULM (24-12 overall, 14-6 SBC)
WARHAWKS

Vs.



Loyola-Chicago (22-13 overall, 8-10 MVC)
RAMBLERS

Game 37

Monday, March 30 • 7:00 p.m. • CBI Finals Game 1
Gentile Arena (4,486) • Chicago, Ill.
Television: CBS Sports Network
Radio: KLIP LA 105.3 FM, Nick White (PXP)
Twitter: @ULM_MBB

ULM Quick Notes

- The Warhawks take on Loyola-Chicago for the first time in program history in the CBI Championship series. ULM is playing for its ninth tournament championship in school history and 21st championship overall which includes 12 regular season titles
- ULM's 24 wins on the season are the third-most in school history. It can move up to No. 2 on the list with one more win. Head coach Keith Richard has been a part of all of ULM's top-5 winningest seasons as either a player or coach
- The Warhawks are one of three teams in the nation to not allow 75 points in a single game this season along with Saint Peter's and Baylor. ULM is the only team on the list still playing
- ULM is the first team from the Sun Belt Conference to ever win a game in the CBI, let alone make it to the championship series. ULM is making its 10th postseason appearance in program history and the first since 1995-96
- Three out of ULM's four postseason wins in program history have come this year. The first came over Florida A&M, 87-63 in an NCAA Tournament play-in game on March 2, 1991
- ULM has posted the No. 3 turnaround in the country with 14 more wins than last year. It notched its 11th 20-win season in school history and the first since 2001-02
- The Warhawks etched their 39th winning season in school history and their first since 2006-07
- Coach Richard won his second career SBC Coach of the Year award. Ongwae was named to the All-Conference First-Team and junior Majok Deng earned All-Conference Third-Team honors. Ongwae became the first-ever ULM student-athlete to earn All-SBC First-Team accolades. It also marked the first time ULM had two All-SBC players in the same year
- On the season, ULM has held the opposition to under 60 points 17 times, including 10 times (half its games) in SBC play
- For the second year in a row, the Warhawks doubled both their overall and conference win totals. ULM finished 10-17 (7-11 SBC) last season
- The Warhawks finished in a tie for second-place in the Sun Belt Conference standings after being picked sixth in the SBC Preseason Poll this season and last two years ago
- ULM ranks sixth in the country in field goal percentage defense (.381) and eighth in the nation in three-point field goal percentage defense (.294)

ULM MEN'S BASKETBALL SCHEDULE

Sat, Nov. 15	# at UAB	W, 74-65
Mon, Nov. 17	Champion Baptist	W, 106-39
Fri, Nov. 21	# at No. 8 Florida	L, 61-56 (OT)
Wed, Nov. 26	# vs. Coastal Carolina	L, 61-48
Thurs, Nov. 27	# vs. Robert Morris	L, 71-54
Sat, Dec. 6	Louisiana College	W, 83-55
Tues, Dec. 9	Northwestern State	W, 82-74
Sat, Dec. 13	at New Mexico	L, 54-46
Tues, Dec. 16	Central Baptist	W, 78-53
Fri, Dec. 19	LSU-Alexandria	W, 76-71
Sun, Dec. 21	at Samford	L, 64-50
Tues, Dec. 30	at Georgia State*	L, 65-45
Mon, Jan. 5	Arkansas State*	W, 70-61
Thurs, Jan. 8	at UT Arlington*	W, 76-73 (OT)
Sat, Jan. 10	at Texas State*	W, 62-59
Thurs, Jan. 15	Troy*	W, 63-54
Sat, Jan. 17	UALR*	W, 64-52
Mon, Jan. 19	at UL-Lafayette*	W, 57-55
Thurs, Jan. 22	UT Arlington*	L, 61-57
Sat, Jan. 24	Georgia Southern*	L, 57-53
Thurs, Jan. 29	at Troy*	W, 58-55 (OT)
Sat, Jan. 31	South Alabama*	W, 67-61
Thurs, Feb. 5	at UALR*	W, 77-61
Sat, Feb. 7	at Georgia Southern*	W, 71-68 (OT)
Thurs, Feb. 12	UL-Lafayette*	W, 67-55
Sat, Feb. 14	Appalachian State*	W, 69-58
Sat, Feb. 21	at Arkansas State*	L, 70-68
Thurs, Feb. 26	at South Alabama*	W, 75-57
Sat, Feb. 28	at Appalachian State*	L, 66-43
Thurs, March 5	Georgia State*	L, 58-50
Sat, March 7	Texas State*	W, 56-53
Fri, March 13	% vs. South Alabama	W, 77-59
Sat, March 14	% vs. Georgia Southern	L, 44-43
Wed, March 18	\$ Eastern Michigan	W, 71-67
Mon, March 23	\$ at Mercer	W, 71-69
Wed, March 25	\$ Vermont	W, 71-65
Mon, March 30	\$ at Loyola-Chicago	7:00 PM
Wed, April 1	\$ Loyola-Chicago	7:00 PM
Fri, April 3**	\$ Loyola-Chicago	7:00 PM

All times Central and subject to change. **Bold** indicates home game; *-Sun Belt game; %-SBC Tournament; #Battle 4 Atlantis; \$-College Basketball Invitational; **-if necessary

We are ULM. Please note that there are only two correct versions of our institution's name, the preferred acronym ULM and the full name, the University of Louisiana at Monroe. Any other reference, including Louisiana-Monroe, UL-Monroe, La.-Monroe, LAM, or simply Monroe, are incorrect.

Media Relations Contacts

Robbie Kleinmuntz (Primary)	Michael Garabedian
Assistant Director	Graduate Assistant
kleinmuntz@ulm.edu	garabemc@warhawks.ulm.edu
O: 318-342-5462	O: 318-342-5461
C: 847-912-5380	C: 305-926-8420



ULM Warhawks Men's Basketball

University of Louisiana at Monroe



Keith Richard
Head Coach

SBC Coach of the Year

Fifth Year at ULM
14th Season Overall

Alma Mater: ULM (1982)

THE RICHARD FILE

COACHING HONORS

- 2015 Sun Belt Coach of the Year
- 1999 Sun Belt Coach of the Year
- Has been part of the coaching staff for seven NCAA Tournament, three NIT and one CBI team

COACHING CAREER

Season	School	Position	Record
1984-85	ULM	Graduate Assistant	17-12
1985-86	ULM	Graduate Assistant	20-10/NCAA
1986-87	Marshall	Assistant Coach	25-6/NCAA
1987-88	Marshall	Assistant Coach	24-8/NIT
1988-89	Marshall	Assistant Coach	15-15
1989-90	ULM	Assistant Coach	22-8/NCAA
1990-91	ULM	Assistant Coach	25-8/NCAA
1991-92	ULM	Assistant Coach	19-10/NCAA
1992-93	ULM	Assistant Coach	26-5/NCAA
1993-94	ULM	Assistant Coach	19-9
1994-95	La. Tech	Assistant Coach	14-13
1995-96	La. Tech	Associate Head Coach	11-17
1996-97	La. Tech	Associate Head Coach	15-14
1997-98	La. Tech	Associate Head Coach	12-15
1998-99	La. Tech	Head Coach	19-9
1999-00	La. Tech	Head Coach	21-8
2000-01	La. Tech	Head Coach	17-12
2001-02	La. Tech	Head Coach	22-10/NIT
2002-03	La. Tech	Head Coach	12-15
2003-04	La. Tech	Head Coach	15-15
2004-05	La. Tech	Head Coach	14-15
2005-06	La. Tech	Head Coach	20-13/NIT
2006-07	La. Tech	Head Coach	10-20
2008-09	LSU	Assistant Coach	27-8/NCAA
2009-10	LSU	Assistant Coach	11-20
2010-11	ULM	Head Coach	7-24
2011-12	ULM	Head Coach	3-26
2012-13	ULM	Head Coach	4-23
2013-14	ULM	Head Coach	10-17
2014-15	ULM	Head Coach	24-12/CBI

PLAYING CAREER

- Played for ULM from 1978-82; Coached by Lenny Fant, Benny Hollis & Mike Vining
- 1979 Atlantic Sun Tournament Champions, NIT
- 1980 Atlantic Sun Regular Season Champions
- 1982 Atlantic Sun Tournament Champions, NCAA
- Two-time team captain ('81 & '82)
- Led team in assists twice

EDUCATION

- Bachelor's degree in general business, ULM (1982)
- Master's degree in guidance counseling, ULM (1986)

ULM Quick Notes Continued...

- The Warhawks have won eight of their last 10 road games. It included a stretch of six road victories in a row, the most since 1993-94

- ULM is coming off a 71-65 win over Vermont in the CBI Semifinals. ULM trailed by two at half when it clamped down defensively and used a career-high 22 points and 11 rebounds from Deng and 22 points from Ongwae

- The Warhawks posted a 71-69 win at Mercer in the CBI Quarterfinals. ULM trailed by 15 at half and 20 in the second half before coming back behind Ongwae's 27 points which matched a career-high. It was ULM's largest comeback of the season

- In the CBI First Round, ULM defeated Eastern Michigan, 71-67. Ongwae netted 26 points including a pair of late three-pointers as the Warhawks overcame a 19-0 EMU run in the second half

- ULM is 20-2 on the season when it has at least three double-figure scorers, 9-0 when it has at least four double-figure scorers and 9-0 when it shoots over 50 percent from the field

- The Warhawks posted the most single-season SBC wins in school history with 14

- ULM is 14-3 at Fant-Ewing Coliseum this year and 404-172 (.701) all-time. Including the CBI, the 17 home games in 2014-15 are the most in school history

- Ongwae leads the team in scoring with 14.5 points per game and grabs 6.6 rebounds per contest. He has scored at least 22 points in all three CBI games. Ongwae is a three-time LSWA, two-time SBC and two-time CSM Player of the Week winner this season. He was named to the NABC All-District First-Team last week. Ongwae ranks second in the SBC in free throw percentage (.843)

- Ongwae is 41 points away from becoming the 36th 1,000 point scorer in school history. He would be the seventh player to do it in just two seasons. Ongwae is averaging 25.0 points per game in the CBI

- Deng put in 11.1 points per game in league action and shot .368 (25-68) from three-point range. He averages 1.4 blocks per game on the year, third-best in the SBC. Deng has swatted a block in 28 games this season and at least two blocks 16 times. He has posted eight double-doubles including two in a row

- Sophomore Nick Coppola has played 1,308 minutes on the season, the fourth most in the country. He's played 40 minutes (or more) 15 times this season and 23 times in his career. He played six straight 40 minute games, a school record, breaking Maurice Bell's string of five in a row in 1999-2000.

- Coppola is second in the SBC in assist:turnover ratio (2.2) and assists (3.9 apg). Coppola scores 9.4 points per game on the year and is shooting a team-high .390 (55-141) from beyond-the-arc

- Junior Jamaal Samuel has stepped up big in the CBI. He scored 14 points vs. Vermont and 15 points against Eastern Michigan. At Mercer, he pulled down a career-high 10 rebounds

- Junior Justin Roberson leads the team with 41 steals on the year. He averages 8.9 points per game and has reached double-figures 14 times

- For the third year in a row, the Warhawks won a Team Academic Award from the Sun Belt Conference. The Warhawks were once again recognized on the court with a special ceremony before their first game at the SBC Championships. In addition to the team award, Coppola was named to the Commissioner's List and junior DeMondre Harvey and redshirt-freshman Lance Richard both earned Honor Roll recognition

- ULM reached the SBC Semifinals for the first-time in school history. The Warhawks defeated South Alabama, 77-59 in the quarterfinals for the program's first conference tournament win since 2010. They posted the largest margin of victory in conference tournament play since 1997 when they downed Northwestern State, 85-54

- The Warhawks posted a marquee non-conference win on the road at UAB, 74-65 to open the season. The Blazers went on to win the C-USA Tournament and defeat third-seeded Iowa State in the NCAA Tournament



ULM Warhawks Men's Basketball

University of Louisiana at Monroe



ULM Quick Notes Continued...

- This season, ULM tallied two win streaks of six games in the same year for the first time since 1992-93
- Two players registered a double-double (Deng/Harvey) against the Jags in the SBC Quarterfinals. It marked the third time the Warhawks have done that in a game this season (previously against La. College and Northwestern St.)
- ULM honored Chinedu Amajoyi, Tylor Ongwae, Evan Sims and Marvin Williams on Senior Day with a special presentation before the game. All four are on pace to graduate with degrees from ULM in the spring
- The Warhawks finished 5-2 in February. The five wins were the most since 1999-2000. They wrapped up the month of January with an 8-2 record, their best January record since 2001-02
- The Warhawks notched five season-sweeps on the year. ULM completed the season-sweep over rival UL-Lafayette for the first time since 1971-72. The Warhawks also swept South Alabama, UALR, Troy and Texas State. It was the second year in a row that ULM swept both South Alabama and UALR
- ULM completed a three-game season sweep over USA. It marked the first-time ULM defeated a team three times in the same year since 1996-97 when it did it to Northwestern State. It also marked the fifth consecutive victory over the Jaguars dating back to last season
- The Warhawks are receiving votes in the latest CollegeInsider Mid-Major Top-25 Poll. They have been as high as No. 22 this season
- Twice this season in league play, the Warhawks erased a 13-point second half deficit to come back and win in overtime. They did it at UT Arlington and Troy. Keith Richard is 20-9 all-time in overtime in his head coaching career and 3-0 SBC this year
- The Warhawks also came back from a 12-point second half deficit against Texas State on Senior Day to win, 56-53
- ULM posted an 18-point win over South Alabama on the road in the second meeting this year, the largest win over USA in school history in 18 meetings. Roberson went off for 18 points on six made field goals, six free throws, five offensive rebounds, four assists, three steals and a block
- At the start of conference play, ULM shot up to the top of the standings after its first six-game winning streak of the year. It was the most consecutive SBC victories in school history. It was also the most league wins in-a-row since 1998-99 when it was a member of the Southland Conference
- Ongwae won Sun Belt Conference Player of the Week, College Sports Madness SBC Player of the Week and Louisiana Player of the Week on Feb. 9. He averaged 20 points per game on the week and led the Warhawks to a pair of victories including a road win at Georgia Southern to catapult them into first-place
- It marked the second SBC and CSM weekly awards and third LSWA weekly award for Ongwae this season. ULM is also the only team in the SBC to win three weekly awards this year as senior Marvin Williams won on Jan. 12
- Ongwae was also named to the Capital One Academic All-District First-Team, the only one from the Sun Belt Conference
- Senior Marvin Williams was named SBC Player of the Week and Co-Louisiana Player of the Week on Jan. 12, 2015. Williams shot 26-33 (.798) and averaged 20.7 points on the week. He posted a career-high 22 points against Red Wolves and then matched his scoring and rebounding highs with 22 and 13 against the Mavs, respectively. Williams' Player of the Week honors came on a stretch of three games in five days where the Warhawks went undefeated
- Ongwae's first couple weekly awards came when he won Co-LSWA Player of the Week on Dec. 22, 2014 and Sun Belt Conference Player of the Week on Nov. 18, 2014. He was named to the Preseason All-SBC Second-Team after earning four postseason awards in 2013-14

HOME COURT ADVANTAGE

404-172 All-Time in Fant-Ewing Coliseum

ULM RECORDS IN FANT-EWING

Year	Games	Record	Pct.	Avg. Attend.
1971-72	10	6-4	.600	4,190
1972-73	11	8-3	.727	3,232
1973-74	11	8-3	.727	3,250
1974-75	12	11-1	.917	3,454
1975-76	13	10-3	.769	5,451
1976-77	13	9-4	.692	5,073
1977-78	13	10-3	.769	4,459
1978-79	16	15-1	.937	5,215
1979-80	14	10-4	.714	3,678
1980-81	16	8-8	.500	3,067
1981-82	16	13-3	.812	3,808
1982-83	14	12-2	.857	2,946
1983-84	16	11-5	.688	2,098
1984-85	13	9-4	.692	2,380
1985-86	15	14-1	.933	2,114
1986-87	13	8-5	.615	2,582
1987-88	12	10-2	.833	2,582
1988-89	12	8-4	.667	2,861
1989-90	14	13-1	.928	2,949
1990-91	14	14-0	1.000	3,327
1991-92	12	9-3	.750	2,710
1992-93	14	14-0	1.000	3,892
1993-94	14	10-4	.714	3,351
1994-95	12	9-3	.750	3,619
1995-96	11	8-3	.727	2,182
1996-97	12	9-3	.750	1,822
1997-98	11	7-4	.636	1,301
1998-99	11	7-4	.636	1,913
1999-00	14	11-3	.786	2,003
2000-01	13	9-4	.692	935
2001-02	12	12-0	1.000	3,437
2002-03	12	7-5	.583	1,412
2003-04	13	9-4	.692	1,624
2004-05	13	6-7	.462	1,296
2005-06	13	8-5	.615	793
2006-07	14	14-0	1.000	1,952
2007-08	12	5-7	.417	1,338
2008-09	14	8-6	.571	907
2009-10	14	8-6	.571	1,398
2010-11	13	4-9	.308	1,400
2011-12	13	0-13	.000	1,438
2012-13	12	3-9	.250	1,255
2013-14	12	6-6	.500	1,513
2014-15	17	14-3	.824	1,923
TOTALS	576	404-172	.701	



ULM Warhawks Men's Basketball

University of Louisiana at Monroe



ULM's Rankings in the SBC

On the season, ULM ranks...

First in FG% def.: .379	Coppola second in assists: 3.9 apg
First in 3FG% def.: .295	Coppola second in 3FG%: .393
Second in scoring def.: 60.2 ppg	Coppola second in ast:turn: 2.2
Second in FT%: .711	Coppola second in mins: 36.3 mpg
Second in blocks: 4.1 bpg	Ongwae second in FT%: .843
Second in reb. margin: +2.8	Deng third in blocks: 1.4 bpg
Second in def. rebs: 25.9 drpg	Deng third in def. rebs: 5.3 drpg
Second in def. reb%: .703	Deng fourth in rebs: 7.2 rpg
Third in assists: 13.3 apg	Ongwae fourth in mins: 35.2 mpg
Third in ast:turn ratio: 1.1	
Third in reb. off.: 37.1 rpg	
Third in reb. def.: 34.0	
Third in off. reb%: .323	

In SBC Games Only, ULM ranked...

First in scoring def: 60.0 ppg	Coppola first in mins: 37.2 mpg
Second in FG% def: .390	Coppola third in ast:turn: 1.9
Second in 3FG%: .306	Ongwae third in FT%: .859
Second in reb. margin: +2.2	Ongwae fourth in mins: 36.5 mpg
Second in def. reb%: .717	Deng fifth in blocks: 1.2 bpg
Third in blocks: 3.5 bpg	Ongwae fifth in rebs.: 7.0 rpg
Third in ast:turn: 1.1	Deng sixth in rebs: 6.9 rpg
Third in reb. off.: 36.0 drpg	
Third in reb. def.: 25.4 drpg	

Capital One Academic 2014-15 All-District First-Team (District 6)

Brandon Bos (South Dakota), Senior, Markham, Ontario
3.57; Kinesiology & sports science

Mike Gesell (Iowa), Junior, South Sioux City, Neb.
3.93; Finance

Chris Kading (North Dakota St.), Junior, De Pere, Wis.
3.80; Exercise science

Tylor Ongwae (ULM), Senior, Eldoret, Kenya
3.45; Business management

Jarrold Uthoff (Iowa), Junior, Cedar Rapids, Iowa
3.34 Economics

Note: Ongwae was the only Academic All-District First-Team winner from the Sun Belt Conference in any of the eight districts

ULM Quick Notes Continued...

- The Warhawks have won three SBC Player of the Week awards this season with Ongwae winning twice. ULM has had two different players earn SBC Player of the Week honors in the same season for the first time in school history
- Ongwae has won the Warhawk of the Week award 10 times in his career, the most in the award's two-year history
- The Warhawks closed out non-conference play with a winning record for the first time since 2007-08
- Earlier this season, ULM took eighth-ranked Florida to overtime. Coppola hit a three-pointer with 19 seconds left to level the score at 51. ULM led 54-53 with 3:00 remaining in overtime after a three-point play from Ongwae
- The 61 points allowed versus No. 8 Florida was the lowest ULM has ever let up against a ranked opponent in program history
- ULM hung around in front of 13,710 fans at The Pit against New Mexico in a closely contested 54-46 decision. ULM went on an 11-0 run in the second half to make it a six-point game with 3:48 remaining
- The Warhawks posted a historic 106-39 victory over Champion Baptist in their home opener. The 67-point win broke the school record for largest margin of victory. It was also the most points ULM scored in a game since Feb. 17, 2001 in a game against UTSA. Additionally, the 67-point victory was the largest of any game in the Sun Belt Conference this season
- The Warhawks followed it up with a 28-point home win over Louisiana College as both Deng and Coppola recorded double-doubles
- Coppola dished out a career-high 12 assists against Louisiana College in a double-double. Coppola started all 27 games last year at point guard as a true freshman and has started every game of his career
- The Warhawks opened the season with a 74-65 victory on the road over UAB. It was the first opening night victory for ULM since Nov. 14, 2008 when it defeated Morehead State, 56-54 and the first opening night road win since Nov. 23, 1999 when it won at Samford, 67-60. Additionally, it was the largest opening night road victory since Dec. 1, 1979 when it beat Nicholls State, 79-69
- Keith and Lance Richard have gone up against four other father/son duos this season. The Richard's took on Josiah/Eric Capaci at Champion Baptist, Billy/Billy Donovan at Florida, Cullen/Craig Neal at New Mexico and Ron/R.J. Hunter at Georgia State twice
- The Warhawks entered the 2014-15 season without any APR penalties for the first time in five years. Keith Richard turned the program around academically since inheriting APR sanctions when he took over at the helm, and the Warhawks have won back-to-back-to-back Sun Belt Conference academic awards
- For the first time since the NCAA instituted academic progress rate (APR) scores in 2003-04, the ULM men's basketball program tallied a perfect 1,000 score in the 2013-14 season. Over the summer, ULM was the only Division I institution in the state of Louisiana to earn the Team Academic Excellence award from the NABC
- On Jan. 24, 2015, legendary former head coach Mike Vining was honored at halftime in the game against Georgia Southern with the raising of a "402" banner. It represents his total number of regular season and postseason victories at ULM over 24 seasons at the helm



ULM Warhawks Men's Basketball

University of Louisiana at Monroe



Ongwae, Deng Earn All-Conference Honors; Richard Wins SBC Coach of the Year

After a breakthrough year from the ULM men's basketball program, senior Tylor Ongwae earned All-Conference First-Team honors, junior Majok Deng was named to the All-Conference Third-Team, and head coach Keith Richard won Coach of the Year, the league office announced Tuesday.

Ongwae, a native of Eldoret, Kenya, led the team in scoring with 13.8 points per game and tied Deng for the team high in rebounding with 6.9 per contest. Ongwae reached double-figures in scoring 20 times this year, including six 20-plus outings.

On the season, Ongwae tallied four double-doubles and four double-figure rebounding games. He registered a season-high 25 points two times. Ongwae played six 40-minute games, all in conference play, including a stretch of four in a row.

Ongwae was the only player from the SBC selected to a Capital One Academic All-District First-Team from any of the eight districts. He was a three-time LSWA Player of the Week winner, two time SBC Player of the Week winner and two time College Sports Madness SBC Player of the Week winner.

It marked the second consecutive All-Conference recognition for Ongwae as he was named to the Third-Team last season.

Deng got it done on both ends of the court, averaging 11.1 points and 6.9 rebounds in conference play. He ranked third in the league in blocks with 1.4 per contest. Deng swatted away a block in 24 games this year, including at least two blocks in 14 games.

The Adelaide, Australia product reached double-figures in scoring 18 times and double-figures in rebounding five times. He posted a team-high five double-doubles on the year, including a big 14-point, 15-rebound outing against UALR at home.

Deng set his career-high in scoring with 21 points on the road against UALR and neared a double-double with nine rebounds. He played 40 minutes twice and ranked third in the league in defensive rebounds with 5.1 per game.

The length of both Ongwae and Deng resulted in big defensive numbers for ULM all season. The duo helped the Warhawks keep the opposition to under 60 points 15 times, including half (10) of their conference games. ULM also ranked top-15 in the nation in both field goal and three-point field goal percentage defense the entire year.

Richard coached the Warhawks to their 11th 20-win season in school history and their first in 13 years. He elevated ULM to a tie for second-place in the final SBC standings after being picked sixth preseason and last two years ago.

For the second straight year, Richard doubled both ULM's overall and conference win totals. The 14 SBC victories were the most in school history. He coached the Warhawks to two different six-game winning streaks in conference, a 12-3 home record and won seven of his last nine road games.

Richard won Coach of the Year in his very first season without any APR penalties from the NCAA. He inherited heavy APR sanctions when he took over at the helm on April 22, 2010, and has since won back-to-back SBC team academic awards. Last year, ULM recorded a perfect 1,000 APR score for the first time since the NCAA instituted APR scores in 2003-04.

It marked the second career SBC Coach of the Year award for Richard who previously won in 1998-99 as head coach of former league-member Louisiana Tech.

First-Team All-Conference

Jelani Hewitt (Ga. Southern, Sr., Guard)
Ryan Harrow (Georgia St., R-Sr., Guard)
R.J. Hunter (Georgia St., Jr., Guard)
Shawn Long (UL Lafayette, Jr., Forward)
Tylor Ongwae (ULM, Sr., Forward)

Second-Team All-Conference

Frank Eaves (Appalachian St., Jr., Guard)
Anthony Livingston (Ark. St., So., Forward)
Ken Williams (South Alabama, So., Guard)
Lonnie McClanahan (UTA, Sr., Guard)
Emani Gant (Texas State, Jr., Forward)

Third-Team All-Conference

Josh Hagins (UALR, Jr., Guard)
Trent Wiedeman (Ga. Southern, Sr., Center)
Jay Wright (UL Lafayette, So., Guard)
Majok Deng (ULM, Jr., Forward)
Wesley Person (Troy, Fr., Guard)

Player of the Year

R.J. Hunter (Georgia State, Jr., Guard)

Defensive Player of the Year

Jelani Hewitt (Georgia Southern, Sr., Guard)

Freshman of the Year

Wesley Person (Troy, Fr., Guard)

Joe Gottfried Coach of the Year

Keith Richard (ULM, Fifth Season)

NABC All-District First-Team

R.J. Hunter, Georgia State
Shawn Long, UL-Lafayette
Jelani Hewitt, Georgia Southern
Tylor Ongwae, ULM
Ryan Harrow, Georgia State

NABC All-District Second-Team

Anthony Livingston, Arkansas State
Frank Eaves, Appalachian State
Ken Williams, South Alabama
Lonnie McClanahan, UTARlington
Emani Grant, Texas State



ULM Warhawks Men's Basketball

University of Louisiana at Monroe



WE ARE ULM

12 REGULAR SEASON CHAMPIONSHIPS

1961-62 - Gulf States Conference
 1964-65 - Gulf States Conference
 1978-79 - Atlantic Sun Conference
 1979-80 - Atlantic Sun Conference
 1985-86 - Southland Conference
 1989-90 - Southland Conference
 1990-91 - Southland Conference
 1992-93 - Southland Conference
 1993-94 - Southland Conference
 1995-96 - Southland Conference
 1996-97 - Southland Conference
 2006-07 - Sun Belt Conference West Division

10 POSTSEASON APPEARANCES

1978-79 - NIT
 1981-82 - NCAA Tournament
 1985-86 - NCAA Tournament
 1987-88 - NIT
 1989-90 - NCAA Tournament
 1990-91 - NCAA Tournament
 1991-92 - NCAA Tournament
 1992-93 - NCAA Tournament
 1995-96 - NCAA Tournament
 2014-15 - CBI

EIGHT TOURNAMENT CHAMPIONSHIPS

1978-79 - Atlantic Sun Conference
 1981-82 - Atlantic Sun Conference
 1985-86 - Southland Conference
 1989-90 - Southland Conference
 1990-91 - Southland Conference
 1991-92 - Southland Conference
 1992-93 - Southland Conference
 1995-96 - Southland Conference

Numerical Roster

No.	Player	Pos.	Ht.	Wt.	Cl.	Hometown (Previous School)
0	Williams, Marvin	C	6-8	245	Sr.	Memphis, Tenn. (NW Florida State College)
1	Brown, Alex	G	6-4	185	Fr.	Vernon, Fla. (Vernon HS)
2	Harvey, DeMondre	F	6-7	210	Jr.	Minden, La. (Pearl River CC)
3	Cooper, Prince	G	6-4	215	So.	Freeport, Bahamas (Miami-Dade College)
4	Foster, Mack	G	6-2	185	Jr.	Beulah, Miss. (East Mississippi CC)
5	Samuel, Jamaal	F	6-9	205	Jr.	New Orleans, La. (Illinois State)
10	Taylor, Roderick	F	6-8	210	Fr.	Harker Heights, Texas (Harker Heights HS)
11	Coppola, Nick	G	5-11	190	So.	Richmond, Va. (Benedictine Prep)
12	Ongwae, Tylor	F	6-7	205	Sr.	Eldoret, Kenya (Ranger College)
13	Deng, Majok	F	6-10	190	Jr.	Adelaide, Australia (Indian Hills CC)
20	Amajoyi, Chinedu	G	6-3	195	Sr.	Rancho Cucamonga, Calif. (Kilgore College)
22	Richard, Lance	G	5-10	175	RFr.	Monroe, La. (Sterlington HS)
32	Roberson, Justin	G	6-1	185	Jr.	Natchitoches, La. (Western Texas)

COACHING STAFF

Head Coach: Keith Richard (ULM '82)
 Assistant Coach: Ryan Cross (Buffalo '95)
 Assistant Coach: Lonnie Cooper (Louisiana Tech '99)

Assistant Coach: J.A. Anglin (LSU Shreveport '10)
 Graduate Assistant: Luke Richard
 Team Manager: Gil Williams

PRONUNCIATION

Keith/Lance/Luke RICHARD Ree-SHARD
 CHINEDU AMAJOYI Chin-ih-due Om-uh-joy
 TYLOR ONGWAE Tie-ler Ong-why
 MAJOK Deng Muh-jook Day-ng
 Justin ROBERSON Rob-er-sin
 Nick COPPOLA Cuh-pole-uh



BY CLASS

Seniors (3)..... Chinedu Amajoyi
 Tylor Ongwae
 Marvin Williams
 Juniors (5) Majok Deng
 Mack Foster
 DeMondre Harvey
 Justin Roberson
 Jamaal Samuel
 Sophomores (2) Prince Cooper
 Nick Coppola
 Freshmen (3)..... Alex Brown
 Lance Richard
 Roderick Taylor

BY POSITION

Guards (7) Chinedu Amajoyi
 Alex Brown
 Prince Cooper
 Nick Coppola
 Mack Foster
 Lance Richard
 Justin Roberson
 Forwards (5)..... Majok Deng
 DeMondre Harvey
 Tylor Ongwae
 Jamaal Samuel
 Roderick Taylor
 Center (1) Marvin Williams

BY STATE/COUNTRY

Australia..... Majok Deng
 Bahamas Prince Cooper
 California..... Chinedu Amajoyi
 Florida..... Alex Brown
 Kenya Tylor Ongwae
 Louisiana (4) DeMondre Harvey
 Lance Richard
 Justin Roberson
 Jamaal Samuel
 Mississippi..... Mack Foster
 Tennessee Marvin Williams
 Texas Roderick Taylor
 Virginia Nick Coppola



ULM Warhawks Men's Basketball

University of Louisiana at Monroe



ULM Quick Facts

Location _____ Monroe, La.
 Enrollment _____ 8,517
 Founded _____ 1931
 Nickname/Mascot _____ Warhawks/Ace
 Colors _____ Maroon & Gold
 President _____ Dr. Nick Bruno
 Director of Athletics _____ Brian Wickstrom
 Conference _____ Sun Belt
 Affiliation _____ NCAA Division I
 All-Time Record _____ 934-826 (63rd season)
 Winning Seasons _____ 39 (20+ wins 11 times)
 Home Venue _____ Fant-Ewing Coliseum (7000)
 Playing Surface _____ Maple
 Opened _____ 1971
 Press Row Phone _____ 318-342-6920

Head Coach _____ Keith Richard
 Record at ULM _____ 48-102 (fifth year)
 Career Record _____ 198-219 (14th year)
 Assistant Coach _____ Ryan Cross
 Assistant Coach _____ Lonnie Cooper
 Assistant Coach _____ J.A. Anglin
 Graduate Assistant _____ Luke Richard
 Team Manager _____ Gil Williams
 Athletic Trainer _____ Jeremy Teblum

Website _____ www.ulmwarhawks.com
 Facebook _____ www.facebook.com/warhawks
 Twitter _____ @ULM_MBB

Scouting Loyola-Chicago

The Ramblers reached the CBI Championship series after defeating Rider 62-59, Oral Roberts 86-78 and Seattle 63-48, all at home. Loyola-Chicago is 12-6 at home this season and 7-6 on the road, but have not played a road game in over a month.

The Ramblers are 22-13 overall and finished 8-10 in the Missouri Valley Conference, a two-bid league into the NCAA Tournament with ranked teams Wichita State and Northern Iowa. Loyola-Chicago was eliminated by No. 11 Northern Iowa in the MVC Tournament, 63-49. The Ramblers are in their second season in the MVC and were previously in the Horizon League.

Milton Doyle leads the team with 11.5 points per game and returned for the CBI after missing 11 games in conference. Christian Thomas averages 11.2 points and 4.5 rebounds per game. The Ramblers have three more players averaging at least 8.3 points per game in Montel James, Earl Peterson and Devon Turk.

As a team, Loyola-Chicago shoots .394 from beyond-the-arc on the season.

Porter Moser is in his fourth season as head coach. He's turning around the program with a youthful roster, which included Doyle who was MVC Newcomer and Freshman of the Year last season. Moser previously spent seven seasons as associate head coach at Saint Louis under the late, great head coach Rick Majerus.

All-Time Series History

vs. Loyola-Chicago - First-ever Meeting

Sun Belt in the Postseason

NCAA Tournament Round of 64
 Georgia State 57, Baylor 56
NCAA Tournament Round of 32
 Xavier 75, Georgia State 67

CBI Round of 16
 ULM 71, Eastern Michigan 67
CBI Quarterfinals
 ULM 71, Mercer 69
CBI Semifinals
 ULM 71, Vermont 65
CBI Finals

ULM at Loyola-Chicago, March 30
 Loyola-Chicago at ULM, April 1
 Loyola-Chicago at ULM, April 3*

CIT Round of 32
 UL-Lafayette 83, Incarnate Word 68
CIT Round of 16
 UL-Lafayette 71, Sam Houston St. 70
CIT Quarterfinals
 Evansville 89, UL-Lafayette 82

2014-15 SBC Preseason

Poll (*First-place votes in parenthesis*)

1. Georgia State 121 (11)
2. UL-Lafayette 110
3. UALR 94
4. UT Arlington 75
5. Arkansas State 73
6. **ULM 69**
7. Texas State 43
8. Troy 42
- T-9. Georgia Southern 38
- T-9. South Alabama 38
11. Appalachian State 23



SUN BELT
 CONFERENCE

SUN BELT CONFERENCE PRESEASON TEAMS

Preseason First Team All-Conference

Jelani Hewitt (Georgia Southern, Senior, Guard)
 Ryan Harrow (Georgia State, Senior, Guard)
 R.J. Hunter (Georgia State, Junior, Guard)
 Shawn Long (UL Lafayette, Senior, Forward)
 Lonnie McClanahan (UT Arlington, Senior, Guard)

Preseason Second Team All-Conference

Josh Hagins (UALR, Junior, Guard)
 James White (UALR, Junior, Forward)
 Xavian Rimmer (UL Lafayette, Senior, Guard)
Tylor Ongwae (ULM, Senior, Forward)
 Emani Grant (Texas State, Junior, Forward)

Preseason Third Team All-Conference

Tab Hamilton (Appalachian State, Senior, Guard)
 Trent Wiedeman (Georgia Southern, Senior, Guard)
 Curtis Washington (Georgia State, Senior, Forward)
 Jamel Outler (UT Arlington, Senior, Guard)
 Kevin Thomas (Troy, Senior, Forward)

Preseason Player of the Year

R.J. Hunter (Georgia State, Junior, Guard)



ULM Warhawks Men's Basketball

University of Louisiana at Monroe



Biggest Turnarounds from 2013-14

1. *Notre Dame, *Temple - 17 wins
2. UC Davis - 16 wins
3. ***ULM - 14 wins**
4. New Hampshire, Central Michigan, *Tennessee-Martin - 13 wins
5. *Loyola-Chicago, Maryland-Eastern Shore - 12 wins
6. Lamar, Eastern Washington, Cornell, Colorado State, Maryland - 11 wins
7. Hofstra, Sacred Heart - 10 wins
8. Lafayette, UNC Wilmington, Rhode Island, TCU, Bowling Green, Delaware State - 9 wins
9. Howard, Butler, Southern, James Madison - 8 wins
10. North Florida, Rider, Monmouth, Georgia Southern - 7 wins

* denotes still playing

ULM's Record by Starting Lineup

Coppola-Roberson-Ongwae-Samuel-Deng (10-4, 5-3 SBC)
 Coppola-Foster-Ongwae-Deng-Williams (6-2, 6-2 SBC)
 Coppola-Roberson-Ongwae-Deng-Williams (4-4, 2-0 SBC)
 Coppola-Roberson-Ongwae-Deng-Harvey (3-1, 0-0 SBC)
 Coppola-Amajoyi-Ongwae-Samuel-Deng (1-0, 1-0 SBC)
 Coppola-Amajoyi-Ongwae-Samuel-Harvey (0-1, 0-1 SBC)

Where ULM Ranks Nationally...

Sixth in FG% defense (.381)
 Eighth in 3FG% defense (.294)
 17th in total rebs (1,338)
 33rd in defensive rebounds per game (25.8)
 35th in scoring defense (60.3 ppg)
 Coppola fourth in mins (1,308)
 Ongwae ninth in mins (1,272)

In the CBI First Round...

Ongwae's Season-High Lifts ULM over Eastern Michigan, 71-67 in CBI First Round

MONROE, La. – Senior Tylor Ongwae notched a season-high 26 points including a pair of huge three-pointers late as the ULM men's basketball program overcame a 19-0 Eastern Michigan run in the second half to win, 71-67 on Wednesday at Fant-Ewing Coliseum in the first round of the College Basketball Invitational.

ULM (22-12) led 54-38 when the Eagles (21-14) stormed back with their 19-0 surge to take the lead, 57-54 with 7:51 to go. EMU was still up, 63-60 at the 3:45 mark when junior Jamaal Samuel converted a put-back and Ongwae came through with his back-to-back three-pointers to put ULM on top, 68-65 with 52 seconds left.

Junior Justin Roberson hit a pair of free throws to extend the lead to 70-65 and complete a 10-2 run with 35 seconds remaining.

EMU's Tim Bond responded a jumper, and the Eagles were able to get a tie-up with the possession arrow with 20 seconds left. The Warhawks forced a tough three-point attempt and junior Majok Deng came down with the rebound after the miss with 5.6 seconds left. He made a free throw to seal the game.

Ongwae, an All-SBC First-Team selection, played all 40 minutes, drained nine field goals, recorded six assists and pulled down five rebounds. Samuel netted 15 points and grabbed eight rebounds, and All-SBC Third-Team honoree Deng registered 15 points and eight rebounds. Roberson finished with nine points, seven rebounds and three assists.

Raven Lee led EMU with 17 points. Bond ended with 13 points and six assists, and Trent Perry had 10 points.



Official Basketball Box Score -- Game Totals -- Final Statistics
EASTERN MICHIGAN vs ULM
 03/18/15 7:00 PM CDT at Fant-Ewing Coliseum, Monroe, Louisiana



EASTERN MICHIGAN 67 • 21-14

#	Player	Total		3-Ptr		Rebounds			PF	TP	A	TO	Blk	Stl	Min
		FG-FGA	FG%	FG-FGA	FG%	Off	Def	Tot							
00	Lee, Raven	5-17	29.4%	1-6	16.7%	2	0	2	2	17	2	2	0	2	34
01	Talley, Mike	1-7	14.3%	0-3	0.0%	1	1	2	1	4	2	4	0	1	24
03	Okoloji, Anali	3-6	50.0%	0-0	0.0%	2	1	3	0	7	2	1	0	2	17
14	Ward, Karrington	2-7	28.6%	1-4	25.0%	1	6	7	4	8	0	0	0	3	25
21	Hunter, Jerome	0-1	0.0%	0-0	0.0%	1	1	2	0	0	0	0	0	0	5
04	Nazione, Brandon	2-6	33.3%	1-1	100.0%	3	1	4	3	5	0	3	0	1	13
05	Price, Jodan	1-6	16.7%	1-5	20.0%	0	0	0	0	3	0	0	0	0	10
10	Bond, Tim	5-7	71.4%	1-3	33.3%	2	4	6	2	13	6	0	2	2	33
12	Ajayi, Olalekan	0-0	0.0%	0-0	0.0%	0	1	1	5	0	0	0	0	0	17
13	Perry, Trent	4-4	100.0%	2-2	100.0%	0	0	0	0	10	0	0	0	0	14
25	Alvano, Ethan	0-0	0.0%	0-0	0.0%	0	0	0	0	0	0	0	0	0	3
03	Samuels, Mike	0-0	0.0%	0-0	0.0%	0	0	0	2	0	0	0	0	0	5
	Team					1	1	2							
	Totals	23-61	37.7%	7-24	29.2%	14	15	29	19	67	12	11	2	11	200

FG % 1st Half: 10-31 32.3% 2nd half: 13-30 43.3% Game: 23-61 37.7% Deadball Rebounds 2.1
 3FG % 1st Half: 4-14 28.6% 2nd half: 3-10 30.0% Game: 7-24 29.2%
 FT % 1st Half: 7-7 100.0% 2nd half: 7-8 87.5% Game: 14-15 93.3%

ULM 71 • 22-12

#	Player	Total		3-Ptr		Rebounds			PF	TP	A	TO	Blk	Stl	Min
		FG-FGA	FG%	FG-FGA	FG%	Off	Def	Tot							
05	Samuel, Jamaal	7-11	63.6%	0-0	0.0%	3	5	8	3	15	0	0	1	0	28
11	Coppola, Nick	1-5	20.0%	1-4	25.0%	0	4	4	1	3	5	1	0	0	38
12	Ongwae, Tylor	9-17	52.9%	4-8	50.0%	3	2	5	2	26	6	4	0	1	40
13	Deng, Majok	3-12	25.0%	0-1	0.0%	4	4	8	0	14	3	4	2	0	37
32	Roberson, Justin	3-8	37.5%	0-2	0.0%	0	7	7	3	9	3	4	0	1	30
02	Harvey, DeMondre	1-1	100.0%	0-0	0.0%	2	0	2	0	2	0	1	0	0	14
04	Foster, Mack	1-2	50.0%	0-1	0.0%	0	0	0	1	2	1	3	0	0	13
	Team					3	3	6							
	Totals	25-56	44.6%	5-16	31.3%	16	22	38	10	71	18	17	3	2	200

FG % 1st Half: 15-34 44.1% 2nd half: 10-22 45.5% Game: 25-56 44.6% Deadball Rebounds 5.1
 3FG % 1st Half: 2-10 20.0% 2nd half: 3-6 50.0% Game: 5-16 31.3%
 FT % 1st Half: 6-10 60.0% 2nd half: 10-12 83.3% Game: 16-22 72.7%

Officials: R-James Durham, U1-KB Burdett, U2-Rusty Phillips
 Technical fouls: EASTERN MICHIGAN-None. ULM-None.
 Attendance: 3003
 College Basketball Invitational First Round (Game 5)

Score by periods		1st	2nd	Total
EASTERN MICHIGAN		31	36	67
ULM		38	33	71

Points	In Paint	Off T/O	2nd Chance	Fast Break	Bench
EMU	26	27	10	6	31
ULM	30	15	12	4	4

Last FG - EMU 2nd-00:23. ULM 2nd-00:52.
 Largest lead - EMU by 4 1st-06:24. ULM by 16 2nd-12:55.
 EMU led for 10:09. ULM led for 25:06. Game was tied for 04:36.

Score tied - 9 times.
 Lead changed - 14 times.



ULM Warhawks Men's Basketball

University of Louisiana at Monroe



In the CBI Quarterfinals...

ULM Comes Back from 20-Point Second-Half Deficit to Beat Mercer, 71-69

MACON, Ga. – Trailing 48-28 in the second half, the ULM men's basketball program slowly chipped away at the deficit and came back in the final minute to defeat Mercer, 71-69 on Monday in the College Basketball Invitational (CBI) quarterfinals at Hawkins Arena.

Senior Tylor Ongwae, an All-Conference First-Team selection, led the charge as he matched his career-high with 27 points. He scored ULM's (23-12) last three field goals, including a game-tying three-pointer and a go-ahead lay-up on the fast-break.

Junior Majok Deng recorded a double-double with 14 points and 14 rebounds and also rejected three blocks in the contest. Sophomore Nick Coppola poured in 11 points with four assists in 40 minutes, and junior Jamaal Samuel grabbed a career-high 10 rebounds. Junior Mack Foster aided the attack with nine points off the bench.

Ike Nwamu led Mercer (19-16) with 20 points including five three-pointers. Jestin Lewis pitched in with 12 points while Jibri Bryan had 10.

The Warhawks saw the Bears shoot 53.8 percent from the field in the first half, but limited them to just an 18.8 mark in the second half.

down 67-62 at the 3:13 mark, Ongwae converted a lay-up, hit a three-pointer and scored in transition to give ULM a 69-67 edge with 49 seconds left. The Warhawks extended their lead to 71-67 after free throws from Coppola and Deng with 26 seconds remaining.

Mercer's Phillip Leonard got a bucket to go and got fouled with 10 seconds left to make it 71-69. After a missed free throw, the Bears grabbed the offensive rebound and kicked it out, but Nwamu's potential go-ahead three-pointer was off the mark in the final seconds and Deng secured the rebound.

Official Basketball Box Score -- Game Totals -- Final Statistics ULM vs Mercer 3/23/15 7 p.m. at Macon, Ga. - Hawkins Arena

ULM 71 • 23-12

#	Player	Total		3-Ptr		Rebounds			PF	TP	A TO Blk Stl				Min
		FG-FGA	FG-FGA	FT-FTA	Off Def Tot										
05	Samuel, Jamaal	* 2-6	0-1	1-3	3 7 10	2	5	0 2 1 0	18						
11	Coppola, Nick	* 4-12	2-6	1-2	0 3 3	0	11	4 3 0 2	40						
12	Ongwae, Tylor	* 9-20	2-8	7-9	1 2 3	4	27	3 1 0 3	37						
13	Deng, Majok	* 6-13	1-4	1-2	7 7 14	3	14	1 1 3 1	37						
32	Roberson, Justin	* 1-6	0-1	1-1	0 3 3	5	3	3 1 0 1	27						
02	Harvey, DeMondre	* 1-1	0-0	0-0	0 1 1	2	2	0 1 1 0	13						
04	Foster, Mack	* 3-7	1-1	2-2	1 2 3	1	9	2 1 0 2	25						
20	Amajoyi, Chinedu	* 0-0	0-0	0-0	0 1 1	0	0	0 0 0 0	3						
Team					1 2 3										
Totals		26-65	6-21	13-19	13 28 41	17	71	13 10 5 9	200						

FG % 1st Half: 11-32 34.4% 2nd half: 15-33 45.5% Game: 26-65 40.0% Deadball Rebounds 4,1
3FG % 1st Half: 3-12 25.0% 2nd half: 3-9 33.3% Game: 6-21 28.6%
FT % 1st Half: 2-2 100.0 2nd half: 11-17 64.7% Game: 13-19 68.4%

Mercer 69 • 19-16

#	Player	Total		3-Ptr		Rebounds			PF	TP	A TO Blk Stl				Min
		FG-FGA	FG-FGA	FT-FTA	Off Def Tot										
01	Phillip Leonard	* 2-5	0-1	5-8	1 2 3	2	9	3 0 0 3	26						
05	Jestin Lewis	* 3-6	3-5	3-4	0 2 2	0	12	1 1 0 2	28						
10	Ike Nwamu	* 7-18	5-13	1-2	0 3 3	1	20	0 4 0 0	33						
14	T.J. Hallice	* 2-6	0-0	0-2	2 5 7	4	4	4 0 1 0	34						
34	Jibri Bryan	* 4-10	2-7	0-0	2 6 8	4	10	2 4 1 1	34						
02	Matt Panaggio	* 0-2	0-1	0-0	0 1 1	0	0	0 1 0 0	5						
11	Jordan Strawberry	* 1-4	0-1	0-0	1 0 1	0	2	2 0 0 0	17						
15	Stephon Jelks	* 2-4	0-1	4-4	3 2 5	0	8	1 1 0 1	15						
25	Lawrence Brown	* 0-0	0-0	0-0	0 0 0	1	0	0 0 0 0	1						
52	Niklas Ney	* 0-1	0-0	4-4	0 1 1	2	4	0 1 0 0	7						
Team					0 3 3										
Totals		21-56	10-29	17-24	9 25 34	14	69	13 12 2 7	200						

FG % 1st Half: 15-31 48.4% 2nd half: 6-25 24.0% Game: 21-56 37.5% Deadball Rebounds 4,3
3FG % 1st Half: 7-13 53.8% 2nd half: 3-16 18.8% Game: 10-29 34.5%
FT % 1st Half: 5-5 100.0 2nd half: 12-19 63.2% Game: 17-24 70.8%

Officials: Guy Pagano, Scott Young, Ron Tyburski
Technical fouls: ULM-None. Mercer-None.
Attendance: 2677

Score by periods	1st	2nd	Total
ULM	27	44	71
Mercer	42	27	69

Points	In	Off	2nd	Fast	Bench
Paint	Paint	T/O	Chance	Break	
ULM	34	9	13	8	11
MERC	14	10	9	2	14

Score tied - 2 times.
Lead changed - 1 time.

Last FG - ULM 2nd-00:49, MER 2nd-00:10.
Largest lead - ULM by 4 2nd-00:16, MER by 20 2nd-18:06.
ULM led for 00:49, MER led for 37:50. Game was tied for 01:09.

In the CBI Semifinals...

ULM Advances to CBI Championship Series with 71-65 Win over Vermont

MONROE, La. – Down by two at half, the ULM men's basketball program clamped down defensively and got some big buckets to go down in the second half as it defeated Vermont, 71-65 in the CenturyLink CBI Semifinals on Wednesday at Fant-Ewing Coliseum.

Junior Majok Deng poured in a career-high 22 points for ULM (24-12) and also grabbed 11 rebounds for his second consecutive double-double. Senior Tylor Ongwae continued his tear in the CBI with 22 points, marking his third straight 20-plus scoring game.

Junior Jamaal Samuel also aided the attack with 14 points. He was a perfect 5-5 at the free throw line, while Ongwae was 6-6 and Deng 6-7.

Ethan O'Day led Vermont (20-14) with 16 points and seven rebounds. Dre Wills and Kurt Steidl put in 11 points apiece.

Vermont opened the second half on a 7-2 run to take its biggest lead of the game, 42-35. ULM quickly responded with a 9-0 spurt, which included five points from Deng to take the lead, 44-42 at the 16:12 mark.

After the Catamounts scored the next basket, ULM reeled off eight straight points, which included four from Samuel, to go up 52-44 with 12:20 left. The Warhawks extended the lead to 59-48 after Ongwae converted an old-fashion three-point play with 8:14 remaining.

The Catamounts would not go away and came back with layups from O'Day and Ward to cut the deficit to 64-60 at the 2:50 mark.

ULM responded with a decisive 5-0 run, all scored by Ongwae, including a three-pointer for the dagger with 1:22 remaining to make it a 69-60 game.



Official Basketball Box Score -- Game Totals -- Final Statistics VERMONT vs ULM 03/25/15 7:00 PM CDT at Fant-Ewing Coliseum; Monroe, Louisiana



VERMONT 65 • 20-14

#	Player	Total		3-Ptr		Rebounds			PF	TP	A TO Blk Stl				Min
		FG-FGA	FG-FGA	FT-FTA	Off Def Tot										
02	Bell-Haynes, Trae	* 1-5	1-3	2-2	1 4 5	1	5	3 5 0 0	23						
05	Harold, Hector	* 2-6	0-3	1-2	0 0 0	1	5	1 2 0 0	22						
24	Wills, Dre	* 4-6	0-2	3-3	0 2 2	4	11	4 2 2 0	29						
32	O'Day, Ethan	* 7-11	0-0	2-3	2 5 7	4	16	0 1 0 0	30						
34	Steidl, Kurt	* 4-9	3-8	0-0	0 0 0	3	11	0 2 0 2	24						
00	Hatton, Brandon	* 1-4	1-4	0-0	0 2 2	2	3	2 0 1 1	16						
01	McRoberts, Zach	* 1-2	1-2	0-0	1 6 7	1	3	1 1 0 0	18						
14	Ward, Cam	* 3-6	1-4	0-0	0 2 2	1	7	4 1 0 0	28						
25	Urquhart, Drew	* 2-6	0-0	0-0	1 0 1	3	4	0 1 0 0	10						
Team					2 2 4										
Totals		25-55	7-26	8-10	7 23 30	20	65	15 15 3 3	200						

FG % 1st Half: 12-29 41.4% 2nd half: 13-26 50.0% Game: 25-55 45.5% Deadball Rebounds 1,1
3FG % 1st Half: 3-11 27.3% 2nd half: 4-15 26.7% Game: 7-26 26.9%
FT % 1st Half: 8-9 88.9% 2nd half: 0-1 0.0% Game: 8-10 80.0%

ULM 71 • 24-12

#	Player	Total		3-Ptr		Rebounds			PF	TP	A TO Blk Stl				Min
		FG-FGA	FG-FGA	FT-FTA	Off Def Tot										
05	Samuel, Jamaal	* 4-8	1-3	5-5	1 2 3	3	14	1 1 1 0	29						
11	Coppola, Nick	* 3-5	0-1	1-3	0 5 5	3	7	3 1 0 2	37						
12	Ongwae, Tylor	* 7-17	2-5	6-6	1 4 5	1	22	2 0 0 0	37						
13	Deng, Majok	* 8-16	0-4	6-7	6 5 11	2	22	0 1 1 1	38						
32	Roberson, Justin	* 3-10	0-0	0-0	2 3 5	4	6	3 3 0 3	32						
02	Harvey, DeMondre	* 0-0	0-0	0-2	2 0 2	2	0	0 1 0 2	12						
04	Foster, Mack	* 0-1	0-1	0-1	0 1 1	0	0	0 1 1 0	15						
Team					0 2 2										
Totals		25-57	3-14	18-24	12 22 34	15	71	9 10 3 8	200						

FG % 1st Half: 12-29 41.4% 2nd half: 13-28 46.4% Game: 25-57 43.9% Deadball Rebounds 2,2
3FG % 1st Half: 2-9 22.2% 2nd half: 1-5 20.0% Game: 3-14 21.4%
FT % 1st Half: 7-11 63.6% 2nd half: 11-13 84.6% Game: 18-24 75.0%

Officials: R-John St. Clair, U1-Kelly Davis, U2-Kerby Sittion
Technical fouls: VERMONT-None. ULM-None.
Attendance: 3368
College Basketball Invitational Semifinal Game - Game 13

Score by periods	1st	2nd	Total
VERMONT	35	30	65
ULM	33	38	71

Points	In	Off	2nd	Fast	Bench
Paint	Paint	T/O	Chance	Break	
VERMONT	24	14	8	0	17
ULM	30	17	14	6	0

Last FG - VERMONT 2nd-00:09, ULM 2nd-01:22.
Largest lead - VERMONT by 7 2nd-18:31, ULM by 14 1st-13:51.
VERMONT led for 04:27, ULM led for 32:42. Game was tied for 02:51.

Score tied - 3 times.
Lead changed - 2 times.

2015 College Basketball Invitational

FIRST ROUND

QUARTERFINALS

QUARTERFINALS

FIRST ROUND

March 18	March 23
Gardner-Webb 78	Colorado 65
9:00pm ET	
COLORADO 87	
March 18	10:00 pm ET
Pepperdine 45	SEATTLE 72
10:00 pm ET	
SEATTLE 62	

March 23	March 18
78	85
VERMONT	Vermont
7:00 pm ET	
81	HOFSTRA
7:00 pm ET	March 18
71	Radford 78
Radford	8:00 pm ET
	57
	DELAWARE STATE

March 18	March 23
Stony Brook 70	MERCER 69
7:00pm ET	
MERCER 72	
March 18	7:00 pm ET
Eastern Michigan 67	ESPN 3
8:00 pm ET	
LOUISIANA MONROE 71	Louisiana Monroe 71

March 23	March 17
86	59
LOYOLA CHICAGO	Rider
8:00 pm ET	
62	LOYOLA CHICAGO
8:00 pm ET	March 18
78	87
Oral Roberts	UC Santa Barbara
	8:00 pm ET
	91
	ORAL ROBERTS



HOME TEAMS IN CAPS

Tournament is re-bracketed after the Quarterfinal Round

SEMIFINALS

CHAMPIONSHIP SERIES

*Championship Series is a Best-of-Three
March 30, April 1 & April 3 (if necessary)*

March 30 ULM at Loyola Chicago
April 1 Loyola Chicago at ULM
April 3* Loyola Chicago at ULM
**if necessary*

Home team in CAPS

March 25	
Seattle 48	Loyola Chicago
8:00 pm ET	
ESPN 3	
LOYOLA CHICAGO 63	
March 25	
Vermont 65	Louisiana Monroe
8:00 pm ET	
LOUISIANA MONROE 71	



CHAMPION

Television Schedule

**CBS SPORTS
NETWORK**

March 30, April 1, April 3*

TBA

**if necessary*



ULM Warhawks Men's Basketball

University of Louisiana at Monroe



The Last Time ULM...

Scored 100 or more points
Scored 90 or more points
Scored 80 or more points
Scored fewer than 40 points
Held an opponent to under 50 points
Held an opponent to under 40 points
Won by 30 or more points
Won by 40 or more points
Won by 50 or more points
Won by 60 or more points
Had four double-digit scorers
Had five double-digit scorers
Had no double-digit scorers
Had 20 or more assists
Had fewer than 10 assists
Had 10 or more blocks
Had 10 or more steals
Had 25 or more turnovers
Had fewer than 10 turnovers
Made 30 or more field goals
Made 40 or more field goals
Made 50 or more field goals
Shot over 60 pct from field
Shot less than 20 pct from field
Made 10 or more 3-pointers
Made 15 or more 3-pointers
Shot over 50 pct from 3FG
Shot over 60 pct from 3FG
Shot less than 20 pct from 3FG
Made 20 or more free throws
Made 30 or more free throws
Shot 80-90 pct free throws
Shot over 90 pct free throws
Won on a buzzer beater
Lost on a buzzer beater
Won on the last possession
Lost on the last possession
Won in overtime
Won in double overtime
Won in triple overtime
Had two double-doubles in one game
Had two 20+ scorers in one game

106, vs. Champion Baptist (11/17/14)
106, vs. Champion Baptist (11/17/14)
82, vs. Northwestern State (12/9/14)
36, vs. Texas State (1/11/2014)
44, Georgia Southern (3/14/15)
39, vs. Champion Baptist (11/17/14)
67, vs. Champion Baptist (11/17/14)
67, vs. Champion Baptist (11/17/14)
67, vs. Champion Baptist (11/17/14)
67, vs. Champion Baptist (11/17/14)
4, vs. South Alabama (3/13/15)
5, vs. UALR (1/17/15)
at Georgia State (12/30/14)
20, vs. Northwestern State (12/9/14)
8, vs. Georgia Southern (3/14/15)
10, vs. Champion Baptist (11/17/14)
12, vs. Louisiana College (12/6/14)
29, at Northwestern State (11/21/13)
7, vs. South Alabama (3/13/15)
32, vs. South Alabama (3/13/15)
41, vs. Champion Baptist (11/17/14)
51, vs. Georgia Southern (2/8/79)
.620 (31-50), at Nicholls State (11/28/11)
.185 (10-54) at No. 3 Ohio State (12/27/13)
10, at Georgia Southern (2/7/15)
15, vs. Middle Tennessee (1/24/08)
.509 (27-53), vs. Appalachian State (2/14/15)
.643 (9-14), at Troy (1/16/14)
.133 (2-15), vs. Georgia State (3/5/15)
24, vs. UL-Lafayette (1/4/14)
30, vs. Troy (12/31/09)
.833 (5-6), at Arkansas State (2/21/15)
.909 (10-11), vs. Georgia Southern (3/14/15)
W, 60-58, vs. SFA (Malcolm Thomas Jumper) (11/25/08)
L, 76-73, at La. Tech (Kyle Gibson 3FG) (12/2/09)
W, 66-65, at UALR (Pair of defensive stands) (3/10/14)
L, 70-68, at Arkansas State (Frederic Dure lay-up, 5.6 secs) (2/21/15)
W, 71-68 (OT), at Georgia Southern (2/7/15)
W, 103-98 (2OT), vs. UL-Lafayette (1/4/2014)
W, 107-106 (3OT), at La. Tech (1/5/1970)
Majok Deng & DeMondre Harvey, vs. South Alabama (3/13/15)
Tylor Ongwae & Majok Deng (22 apiece), vs. Vermont (3/25/15)

A ULM Player...

Had a double-double (pts-rbs)
Had a double-double (pts-asts)
Had a triple-double
Had 25 points or more
Had 30 points or more
Had 40 points or more
Had 50 points or more
Made 10 or more field goals
Made 15 or more field goals
Made five or more 3FG
Made 10 or more FT
Had 10 or more rebounds
Had 15 or more rebounds
Had 20 or more rebounds
Had 25 or more rebounds
Had 30 or more rebounds
Had 10 or more assists
Had 15 or more assists
Had five or more steals
Had 10 or more steals
Had five or more blocks
Had 10 or more blocks
Played 40 minutes or more

Majok Deng (22 pts, 11 rebs), vs. Vermont (3/25/15)
Nick Coppola (12 pts, 12 asts), vs. Louisiana College (12/6/14)
Wojciech Myrda (11 pts, 10 rebs, 10 blks), vs. SHSU (1/24/02)
Tylor Ongwae (27), at Mercer (3/13/15)
Amos Olatayo (30), at Northwestern State (11/21/13)
Henry Steele (40), vs. Louisiana College (1/23/71)
Glynn Saulters (51), vs. Nicholls State (1/1/68)
Tylor Ongwae (10), vs. Central Baptist (12/16/14)
Mike Smith (15), vs. Houston (12/15/99)
Nick Coppola (5), at Arkansas State (2/21/15)
Tylor Ongwae (10-11), vs. South Alabama (1/31/15)
Majok Deng (11), vs. Vermont (3/25/15)
DeMondre Harvey (15), vs. Georgia State (3/5/15)
DeAndre Alexander (20), vs. Lamar (3/2/05)
Calvin Natt (25), vs. Miss. State (12/5/78)
Calvin Natt (31) vs. Georgia Southern (12/29/76)
Nick Coppola (12), vs. Louisiana College (12/6/14)
Jayon James (15), at FIU (2/2/13)
Tylor Ongwae (5), vs. UALR (2/15/14)
Arthur Hayes (10), vs. McNeese State (1983)
Jayon James (5), vs. UALR (2/15/14)
Wojciech Myrda (13), vs. UTSA (3/2/02)
Nick Coppola (40), at Mercer (3/13/15)

MISCELLANEOUS STATS 2014-15

Largest halftime lead

35 (53-18), vs. Champion Baptist (11/17/14)

Largest halftime deficit

15, two times

Largest halftime lead surrendered in a loss

3, vs. Georgia State (two times)

Largest halftime deficit overcome in a win

15 (42-27), at Mercer (3/23/15)

Largest lead any time

67 (106-39), vs. Champion Baptist (11/17/14)

Largest deficit any time

23, (66-43), at Appalachian St. (2/28/15)

Largest lead surrendered in a loss

12, at No. 8 Florida (11/21/14)

Largest deficit overcome in a win

20, (48-28, 2H) at Mercer (3/23/15)

Most points scored in a half

53, vs. Champion Baptist (11/17/14)

Fewest points scored in a half

19, three times

Most points allowed in a half

44, two times (vs. NSU/LSUA)

Fewest points allowed in a half

18, two times (vs. Ch. Bapt/vs. USA)

Largest Rebounding Advantage

+27 (48-21), vs. Champion Baptist (11/17/14)

Largest Rebounding Disadvantage

-13 (49-36), at No. 8 Florida (11/21/14)

Highest Plus Turnover Differential

+13 (24-11), vs. Champion Baptist (11/17/14)

Highest Minus Turnover Differential

-11 (15-4), vs. NSU (12/9/14)

Most 3FG Made In a Game

10, at Georgia Southern (2/7/15)

Most 3FG Allowed in a Game

10, two times



ULM Warhawks Men's Basketball

University of Louisiana at Monroe



SUN BELT CONFERENCE STANDINGS

(as of 3/28/15)

School	SBC	Pct.	Overall	Pct.	Streak
1. Georgia State	15-5	.750	25-10	.714	L1
T-2. Georgia Southern	14-6	.700	22-9	.710	L1
T-2. ULM	14-6	.700	24-12	.667	W3
4. UL-Lafayette	13-7	.650	22-14	.611	L1
5. UT Arlington	10-10	.500	16-15	.516	L1
T-6. Appalachian State	9-11	.450	12-17	.414	W3
T-6. South Alabama	9-11	.450	12-21	.364	L1
8. UALR	8-12	.400	13-18	.419	L3
9. Texas State	7-13	.350	14-17	.452	L1
10. Arkansas State	6-14	.300	11-18	.379	L3
11. Troy	5-15	.250	10-19	.345	L4

Most Number of Wins in ULM Single-Season History

- 1... 27 wins, 1992-93
- 2... 25 wins, 1990-91
- 3... 24 wins, 2014-15**
- 4... 23 wins, 1978-79
- 5... 22 wins, 1989-90
- T-6... 21 wins, 1987-88
- T-6... 21 wins, 1954-55
- T-8... 20 wins 2001-02
- T-8... 20 wins, 1985-86
- T-8... 20 wins, 1977-78
- T-8... 20 wins, 1969-70

Name Career 10+ Points Career 10+ Rebs Career 10+ Asts

Tylor Ongwae	48 times (20+ 18 times)	7 times	
Nick Coppola	26 times		1 time
Marvin Williams	17 times (20+ 2 times)	3 times	
Jamaal Samuel	8 times	1 time	
DeMondre Harvey	4 times	3 times	
Chinedu Amajoyi	3 times		

Name Season 10+ Points Season 10+ Rebs Season 10+ Asts

Tylor Ongwae	24 times (20+ 9 times)	4 times	
Majok Deng	23 times (20+ 2 times)	8 times	
Nick Coppola	18 times		1 time
Justin Roberson	14 times		
Marvin Williams	7 times (20+ 2 times)	1 time	
Jamaal Samuel	7 times	1 time	
Mack Foster	4 times		
DeMondre Harvey	3 times	3 times	

Single-Game Categorical Highs 2014-15

Points	Tylor Ongwae - 27, at Mercer
Field Goals Made	Tylor Ongwae - 10, vs. Central Baptist
3FG Made	Nick Coppola - 5, at Arkansas State
Free Throws Made	Tylor Ongwae - 10, vs. South Alabama
Rebounds	Majok Deng/DeMondre Harvey - 15
Assists	Nick Coppola - 12, vs. Louisiana College
Steals	Three times (Foster/Roberson/Ongwae) - 4
Blocks	Majok Deng (once)/Jamaal Samuel (2 times) - 4
Minutes	Nick Coppola (45, 2 times)/Tylor Ongwae (45, once)

Number of times in 2014-15 a ULM student-athlete has led the team in...

Player	Points	Rebs	Assists	FGM	FGA	FTM	FTA	3FGM	3FGA	Blocks	Steals	Mins
Tylor Ongwae	17	12	10	19	26	16	14	8	9	5	14	16
Majok Deng	7	19	3	7	4	9	8	15	10	22	6	4
Nick Coppola	5	1	20	5	2	2	2	20	17		10	21
Marvin Williams	5	5		5	3	5	7			7	3	
Jamaal Samuel	3	3		3	4			7	6	12	4	
Justin Roberson	2	3	13	3	3	8	10			4	13	2
Mack Foster	1		2	1			1	6	3	5	5	1
DeMondre Harvey	1	4	1	1			2	1		3	4	
Lance Richard								1	2			
Chinedu Amajoyi			1					1	1			
Prince Cooper							1					1

Note: If multiple student-athletes tie in a category in a single game, they all receive credit for leading the team



SUN BELT™

CONFERENCE

2015 MEN'S BASKETBALL CHAMPIONSHIP MARCH 12-15 - LAKEFRONT ARENA - NEW ORLEANS

Opening Round
Thursday, March 12

Quarterfinals
Friday, March 13

Semifinals
Saturday, March 14

Championship
Sunday, March 15

No. 5 UT Arlington - 62

5 p.m. (CT)
ESPN3

No. 8 Texas State - 68

No. 8 Texas State - 43

5 p.m. (CT)
ESPN3

No. 4 UL Lafayette - 53

No. 4 UL Lafayette - 79

1 p.m. (CT)
ESPN3

No. 1 Georgia State - 83

No. 1 Georgia State - 38

12 p.m. (CT)
ESPN2

No. 1 Georgia State
Champion

No. 2 Georgia Southern - 44

3:30 p.m. (CT)
ESPN3

No. 3 UL Monroe - 43

No. 2 Georgia Southern - 36

No. 3 UL Monroe - 77

7:30 p.m. (CT)
ESPN3

No. 6 South Alabama - 59

No. 6 South Alabama - 57

7:30 p.m. (CT)
ESPN3

No. 7 UALR - 55



All times Central (CT) and subject to change

 @SunBeltConference
 @SunBelt
 @SunBelt
#NOLABound



ULM Warhawks Men's Basketball

University of Louisiana at Monroe



2014-15 ULM MEN'S BASKETBALL

ULM Combined Team Statistics (as of Mar 26, 2015)

All games

Overall Stats

RECORD:	OVERALL	HOME	AWAY	NEUTRAL
ALL GAMES	24-12	14-3	9-6	1-3
CONFERENCE	14-6	7-3	7-3	0-0
NON-CONFERENCE	10-6	7-0	2-3	1-3

#	Player	gp-gs	min	avg	Total		3-Point		F-Throw		Rebounds				pf	dq	a	to	blk	stl	pts	avg
					fg-fga	fg%	3fg-fga	3fg%	ft-fa	ft%	off	def	tot	avg								
12	Ongwae, Tylor	36-36	1272	35.3	189-453	.417	25-93	.269	118-140	.843	84	152	236	6.6	77	2	102	87	11	37	521	14.5
13	Deng, Majok	36-35	1090	30.3	134-309	.434	37-114	.325	75-99	.758	80	190	270	7.5	81	2	42	51	51	19	380	10.6
11	Coppola, Nick	36-36	1308	36.3	118-286	.413	55-141	.390	46-64	.719	7	104	111	3.1	67	1	138	64	0	33	337	9.4
32	Roberson, Justin	36-26	990	27.5	125-317	.394	7-39	.179	63-85	.741	35	112	147	4.1	97	6	96	69	8	41	320	8.9
00	Williams, Marvin	21-16	474	22.6	73-129	.566	1-3	.333	32-51	.627	36	62	98	4.7	49	1	10	35	19	9	179	8.5
05	Samuel, Jamaal	36-16	679	18.9	101-240	.421	26-95	.274	19-32	.594	29	106	135	3.8	67	2	17	34	37	12	247	6.9
04	Foster, Mack	36-8	648	18.0	68-169	.402	23-75	.307	18-32	.563	18	49	67	1.9	53	1	33	30	7	22	177	4.9
02	Harvey, DeMondre	36-5	530	14.7	50-81	.617	0-0	.000	23-43	.535	56	70	126	3.5	40	0	13	19	13	8	123	3.4
22	Richard, Lance	19-0	59	3.1	7-26	.269	6-24	.250	0-0	.000	1	5	6	0.3	5	0	1	2	1	2	20	1.1
03	Cooper, Prince	18-0	119	6.6	8-18	.444	0-0	.000	1-9	.111	7	13	20	1.1	6	0	9	9	1	3	17	0.9
20	Amajoyi, Chinedu	21-2	131	6.2	5-21	.238	1-10	.100	2-2	1.000	1	13	14	0.7	12	0	13	7	0	1	13	0.6
Team											54	54	108					10				
Total.....		36	7300		878-2049	.429	181-594	.305	397-557	.713	408	930	1338	37.2	554	15	474	417	148	187	2334	64.8
Opponents.....		36	7304		769-2019	.381	212-720	.294	421-588	.716	386	836	1222	33.9	532	-	395	417	115	190	2171	60.3

TEAM STATISTICS	ULM	OPP	Date	Opponent	Score	Att.
SCORING	2334	2171	11/15/14	at UAB	W 74-65	2403
Points per game	64.8	60.3	11/17/14	CHAMPION BAPTIST	W 106-39	1078
Scoring margin	+4.5	-	11/21/14	at Florida	Lot 56-61	11003
FIELD GOALS-ATT	878-2049	769-2019	11/26/14	vs Coastal Carolina	L 48-61	2426
Field goal pct	.429	.381	11/27/14	vs Robert Morris	L 54-71	2136
3 POINT FG-ATT	181-594	212-720	12/6/14	LOUISIANA COLLEGE	W 83-55	1053
3-point FG pct	.305	.294	12/09/14	NORTHWESTERN STATE	W 82-74	1082
3-pt FG made per game	5.0	5.9	12/13/14	at New Mexico	L 46-54	13710
FREE THROWS-ATT	397-557	421-588	12/16/14	CENTRAL BAPTIST	W 78-53	1060
Free throw pct	.713	.716	12/19/14	LSUA	W 76-71	1201
F-Throws made per game	11.0	11.7	12/21/14	at Samford	L 50-64	1053
REBOUNDS	1338	1222	* 12/30/14	at Georgia State	L 45-65	1371
Rebounds per game	37.2	33.9	* 01/05/15	ARKANSAS STATE	W 70-61	1418
Rebounding margin	+3.2	-	* 1/8/15	at UTA	Wot 76-73	1074
ASSISTS	474	395	* 1/10/15	at Texas State	W 62-59	1612
Assists per game	13.2	11.0	* 01/15/15	TROY	W 63-54	1676
TURNOVERS	417	417	* 01/17/15	UALR	W 64-52	1793
Turnovers per game	11.6	11.6	* 1/19/15	at UL-Lafayette	W 57-55	4213
Turnover margin	+0.0	-	* 01/22/15	UTA	L 57-61	1571
Assist/turnover ratio	1.1	0.9	* 01/24/15	GEORGIA SOUTHERN	L 53-57	2898
STEALS	187	190	* 01/29/15	at TROY	Wot 58-55	2289
Steals per game	5.2	5.3	* 01/31/15	SOUTH ALABAMA	W 67-61	1878
BLOCKS	148	115	* 2/5/15	at UALR	W 77-61	1676
Blocks per game	4.1	3.2	* 02/07/15	at GEORGIA SOUTHERN	Wot 71-68	2427
ATTENDANCE	32689	59106	* 02/12/15	UL-LAFAYETTE	W 67-55	3502
Home games-Avg/Game	17-1923	15-3413	* 02/14/15	APPALACHIAN STATE	W 69-58	1388
Neutral site-Avg/Game	-	4-1977	* 2/21/15	at ARKANSAS STATE	L 68-70	1916
			* 02/26/15	at SOUTH ALABAMA	W 75-57	1834
			* 2/28/15	at APPALACHIAN STATE	L 43-66	1941
			* 02/05/15	GEORGIA STATE	L 50-58	2871
			* 03/07/15	TEXAS STATE	W 56-53	1849
			03/13/15	vs SOUTH ALABAMA	W 77-59	1360
			03/14/15	vs GEORGIA SOUTHERN	L 43-44	1985
			03/18/15	EASTERN MICHIGAN	W 71-67	3003
			3/23/15	at Mercer	W 71-69	2677
			03/25/15	VERMONT	W 71-65	3368

Score by Periods	1st	2nd	OT	Totals
ULM	1102	1201	31	2334
Opponents	999	1145	27	2171



ULM Warhawks Men's Basketball

University of Louisiana at Monroe



2014-15 ULM MEN'S BASKETBALL

ULM Combined Team Statistics (as of Mar 07, 2015)

Conference games

Conference Stats

RECORD:	OVERALL	HOME	AWAY	NEUTRAL
ALL GAMES	14-6	7-3	7-3	0-0
CONFERENCE	14-6	7-3	7-3	0-0
NON-CONFERENCE	0-0	0-0	0-0	0-0

#	Player	gp-gs	min	avg	Total		3-Point		F-Throw		Rebounds				pf	dq	a	to	blk	stl	pts	avg
					fg-fga	fg%	3fg-fga	3fg%	ft-fa	ft%	off	def	tot	avg								
12	Ongwae, Tylor	20-20	729	36.5	90-237	.380	13-52	.250	61-71	.859	46	94	140	7.0	40	1	55	53	7	23	254	12.7
13	Deng, Majok	20-19	628	31.4	80-175	.457	25-68	.368	37-50	.740	41	97	138	6.9	51	2	24	30	23	10	222	11.1
00	Williams, Marvin	11-10	296	26.9	50-81	.617	0-0	.000	20-29	.690	23	42	65	5.9	25	1	7	24	9	5	120	10.9
32	Roberson, Justin	20-10	536	26.8	67-177	.379	3-22	.136	43-60	.717	24	47	71	3.6	52	3	53	31	6	19	180	9.0
11	Coppola, Nick	20-20	745	37.2	61-155	.394	27-76	.355	26-34	.765	3	67	70	3.5	36	0	72	38	0	16	175	8.8
05	Samuel, Jamaal	20-10	335	16.8	49-122	.402	14-51	.275	0-5	.000	10	51	61	3.1	29	2	8	14	18	4	112	5.6
04	Foster, Mack	20-8	409	20.5	41-106	.387	14-51	.275	13-22	.591	10	33	43	2.2	33	1	14	18	2	9	109	5.5
02	Harvey, DeMondre	20-1	262	13.1	21-35	.600	0-0	.000	13-24	.542	25	37	62	3.1	21	0	8	7	4	4	55	2.8
03	Cooper, Prince	10-0	53	5.3	5-6	.833	0-0	.000	0-5	.000	2	5	7	0.7	5	0	4	4	0	2	10	1.0
22	Richard, Lance	8-0	22	2.8	2-8	.250	2-7	.286	0-0	.000	1	2	3	0.4	1	0	0	1	0	0	6	0.8
20	Amajoyi, Chinedu	11-2	60	5.5	1-5	.200	1-5	.200	2-2	1.000	0	5	5	0.5	3	0	4	1	0	1	5	0.5
Team											27	27	54					4				
Total.....		20	4075		467-1107	.422	99-332	.298	215-302	.712	212	507	719	36.0	296	10	249	225	69	93	1248	62.4
Opponents.....		20	4077		426-1091	.390	118-386	.306	229-328	.698	199	476	675	33.8	291	-	214	219	59	98	1199	60.0

TEAM STATISTICS	ULM	OPP	Date	Opponent	Score	Att.
SCORING	1248	1199	* 12/30/14	at Georgia State	L 45-65	1371
Points per game	62.4	60.0	* 01/05/15	ARKANSAS STATE	W 70-61	1418
Scoring margin	+2.5	-	* 1/8/15	at UTA	Wot 76-73	1074
FIELD GOALS-ATT	467-1107	426-1091	* 1/10/15	at Texas State	W 62-59	1612
Field goal pct	.422	.390	* 01/15/15	TROY	W 63-54	1676
3 POINT FG-ATT	99-332	118-386	* 01/17/15	UALR	W 64-52	1793
3-point FG pct	.298	.306	* 1/19/15	at UL-Lafayette	W 57-55	4213
3-pt FG made per game	5.0	5.9	* 01/22/15	UTA	L 57-61	1571
FREE THROWS-ATT	215-302	229-328	* 01/24/15	GEORGIA SOUTHERN	L 53-57	2898
Free throw pct	.712	.698	* 01/29/15	at TROY	Wot 58-55	2289
F-Throws made per game	10.8	11.5	* 01/31/15	SOUTH ALABAMA	W 67-61	1878
REBOUNDS	719	675	* 2/5/15	at UALR	W 77-61	1676
Rebounds per game	36.0	33.8	* 02/07/15	at GEORGIA SOUTHERN	Wot 71-68	2427
Rebounding margin	+2.2	-	* 02/12/15	UL-LAFAYETTE	W 67-55	3502
ASSISTS	249	214	* 02/14/15	APPALACHIAN STATE	W 69-58	1388
Assists per game	12.5	10.7	* 2/21/15	at ARKANSAS STATE	L 68-70	1916
TURNOVERS	225	219	* 02/26/15	at SOUTH ALABAMA	W 75-57	1834
Turnovers per game	11.3	11.0	* 2/28/15	at APPALACHIAN STATE	L 43-66	1941
Turnover margin	-0.3	-	* 02/05/15	GEORGIA STATE	L 50-58	2871
Assist/turnover ratio	1.1	1.0	* 03/07/15	TEXAS STATE	W 56-53	1849
STEALS	93	98				
Steals per game	4.7	4.9				
BLOCKS	69	59				
Blocks per game	3.5	3.0				
ATTENDANCE	20844	20353				
Home games-Avg/Game	10-2084	10-2035				
Neutral site-Avg/Game	-	0-0				

* = Conference game

Score by Periods	1st	2nd	OT	Totals
ULM	586	636	26	1248
Opponents	547	635	17	1199



ULM Warhawks Men's Basketball

University of Louisiana at Monroe



ULM - TEAM GAME HIGHS

POINTS	106	CHAMPION BAPTIST (11/17/14)
	83	LOUISIANA COLLEGE (12/6/14)
	82	NORTHWESTERN STATE (12/09/14)
	78	CENTRAL BAPTIST (12/16/14)
	77	vs SOUTH ALABAMA (03/13/15)
	77	at UALR (2/5/15)
FIELD GOALS MADE	41	CHAMPION BAPTIST (11/17/14)
	35	LOUISIANA COLLEGE (12/6/14)
FIELD GOAL ATTEMPTS	77	vs SOUTH ALABAMA (03/13/15)
	70	at UTA (1/8/15)
FIELD GOAL PERCENTAGE	.594 (41-69)	CHAMPION BAPTIST (11/17/14)
	.577 (30-52)	at UALR (2/5/15)
3 PT FIELD GOALS MADE	10	at GEORGIA SOUTHERN (02/07/15)
	9	vs SOUTH ALABAMA (03/13/15)
	9	at ARKANSAS STATE (2/21/15)
	9	at UTA (1/8/15)
	9	at Florida (11/21/14)
	9	CHAMPION BAPTIST (11/17/14)
3 PT FG ATTEMPTS	31	at UTA (1/8/15)
	26	at TROY (01/29/15)
3 PT FG PERCENTAGE	.600 (6-10)	at Samford (12/21/14)
	.526 (10-19)	at GEORGIA SOUTHERN (02/07/15)
FREE THROWS MADE	19	UALR (01/17/15)
	18	VERMONT (03/25/15)
FREE THROW ATTEMPTS	30	UALR (01/17/15)
	24	VERMONT (03/25/15)
	24	CHAMPION BAPTIST (11/17/14)
FREE THROW PERCENTAGE	.938 (15-16)	SOUTH ALABAMA (01/31/15)
	.923 (12-13)	at UALR (2/5/15)
REBOUNDS	48	vs SOUTH ALABAMA (03/13/15)
	48	CHAMPION BAPTIST (11/17/14)
ASSISTS	21	LOUISIANA COLLEGE (12/6/14)
	21	CHAMPION BAPTIST (11/17/14)
STEALS	14	CHAMPION BAPTIST (11/17/14)
	12	LOUISIANA COLLEGE (12/6/14)
BLOCKED SHOTS	10	CHAMPION BAPTIST (11/17/14)
	8	NORTHWESTERN STATE (12/09/14)
TURNOVERS	20	LOUISIANA COLLEGE (12/6/14)
	18	at Texas State (1/10/15)
FOULS	24	at UTA (1/8/15)

ULM Career Double-Doubles

Majok Deng (8)

14 pts, 10 rebs vs. C. Car (11/26/14)*
 14 pts, 11 rebs vs. La. Col (12/6/14)*
 11 pts, 11 rebs vs. Cen Bap (12/16/14)*
 14 pts, 15 rebs vs. UALR (1/17/15)*
 14 pts, 13 rebs at USA (2/26/15)*
 12 pts, 14 rebs vs. USA (3/13/15)*
 14 pts, 14 rebs, at Mercer (3/23/15)*
 22 pts, 11 rebs, vs. Vermont (3/25/15)*

Tylor Ongwae (7)

27 pts, 11 rebs vs. UL-L (1/4/14)
 27 pts, 10 rebs vs. Ga. State (1/25/14)
 16 pts, 11 rebs at UL-L (2/1/14)
 19 pts, 10 rebs vs. NSU (12/9/14)*
 15 pts, 10 rebs vs. Troy (1/15/15)*
 17 pts, 10 rebs vs. Ga. So. (1/14/15)*
 16 pts, 13 rebs vs. USA (1/31/15)*

DeMondre Harvey (3)

12 pts, 10 rebs, vs. NSU (12/9/14)*

13 pts, 15 rebs, vs. GSU (3/5/15)*
 11 pts, 10 rebs vs. USA (3/13/15)*

Marvin Williams (3)

13 pts, 11 rebs at NSU (11/21/13)
 11 pts, 13 rebs at ASU (3/6/14)
 22 pts, 13 rebs at UTA (1/8/15)*

Nick Coppola (1)

12 pts, 12 asts vs. La. Col (12/6/14)*

* indicates this season



ULM Warhawks Men's Basketball

University of Louisiana at Monroe



Opponent - GAME HIGHS

POINTS	74	NORTHWESTERN STATE (12/09/14)
	73	at UTA (1/8/15)
	71	LSUA (12/19/14)
	71	vs Robert Morris (11/27/14)
	70	at ARKANSAS STATE (2/21/15)
FIELD GOALS MADE	29	at ARKANSAS STATE (2/21/15)
	27	LSUA (12/19/14)
FIELD GOAL ATTEMPTS	72	NORTHWESTERN STATE (12/09/14)
	65	LSUA (12/19/14)
FIELD GOAL PERCENTAGE	.490 (24-49)	at APPALACHIAN STATE (2/28/15)
	.455 (25-55)	VERMONT (03/25/15)
3 PT FIELD GOALS MADE	10	at Mercer (3/23/15)
	10	NORTHWESTERN STATE (12/09/14)
3 PT FG ATTEMPTS	33	NORTHWESTERN STATE (12/09/14)
	29	at Mercer (3/23/15)
3 PT FG PERCENTAGE	.500 (8-16)	TROY (01/15/15)
	.462 (6-13)	vs Robert Morris (11/27/14)
FREE THROWS MADE	24	at Florida (11/21/14)
	23	at UTA (1/8/15)
FREE THROW ATTEMPTS	37	at UTA (1/8/15)
	32	at Florida (11/21/14)
FREE THROW PERCENTAGE	.944 (17-18)	at UL-Lafayette (1/19/15)
	.933 (14-15)	EASTERN MICHIGAN (03/18/15)
REBOUNDS	49	at Florida (11/21/14)
	45	at New Mexico (12/13/14)
ASSISTS	18	at Georgia State (12/30/14)
	16	at Samford (12/21/14)
	16	NORTHWESTERN STATE (12/09/14)
STEALS	12	vs Robert Morris (11/27/14)
	11	EASTERN MICHIGAN (03/18/15)
BLOCKED SHOTS	7	SOUTH ALABAMA (01/31/15)
	7	at New Mexico (12/13/14)
	7	at UAB (11/15/14)
TURNOVERS	24	CHAMPION BAPTIST (11/17/14)
	23	LOUISIANA COLLEGE (12/6/14)
FOULS	22	UALR (01/17/15)
	20	VERMONT (03/25/15)



ULM Warhawks Men's Basketball

University of Louisiana at Monroe



0 Marvin Williams

Senior | Center | 6-8 | 245
Memphis, Tenn. | NW Florida State College

	Season-High	Career-High
Pts	22, two times	22, two times
FG	9, two times	9, two times
3FG	1, at Florida (11/22/14)	1, two times
FT	6, at UTA (1/8/15)	6, at UTA (1/8/15)
Ast	2, vs. GaSo (1/24/15)	2, four times
Reb	13, at UTA (1/8/15)	13, two times
Blocks	3, two times	4, vs. UALR (2/15/14)
Steals	2, vs. CHBC (11/17/14)	2, vs. CHBC (11/17/14)
Min	36, vs. RMU (11/27/14)	36, vs. RMU (11/27/14)



2 DeMondre Harvey

Junior | Forward | 6-7 | 210
Minden, La. | Pearl River CC

	Season-High	Career-High
Pts	13, vs. GSU (3/5/15)	13, vs. GSU (3/5/15)
FG	6, two times	6, two times
3FG	N/A	N/A
FT	5, vs. LSU (12/19/14)	5, vs. LSU (12/19/14)
Ast	3, vs. ASU (1/5/15)	3, vs. ASU (1/5/15)
Reb	15, vs. GSU (3/5/15)	15, vs. GSU (3/5/15)
Blocks	3, vs. CHBC (11/17/14)	3, vs. CHBC (11/17/14)
Steals	2, vs. Vermont (3/25/15)	3, vs. ASU (3/1/14)
Min	33, vs. GSU (3/5/15)	33, vs. GSU (3/5/15)

Opp	GS	Min	FG-FGA/Pct.	3FG-FGA	FT-FTA/PCT	O-D-T	PF-FO	A	TO	Bk	Stl	Pts/Avg
UAB	*	16	1-5/.200	0-1/.000	1-1/1.000	0-0-0	3-0	0	0	0	1	3/3.0
CH BAP	*	18	3-3/1.000	0-0/.000	5-8/.625	1-3-4	2-0	1	1	0	2	11/7.0
Florida	*	27	3-11/.273	1-1/1.000	0-0/.000	3-1-4	2-0	0	1	2	0	7/7.0
C. Car	*	6	0-1/.000	0-1/.000	0-0/.000	0-2-2	4-0	0	2	0	0	0/5.3
RMU	*	36	6-11/.545	0-0/.000	2-5/.400	2-3-5	3-0	1	1	3	1	14/7.0
La. Col		10	1-1/1.000	0-0/.000	0-0/.000	0-3-3	1-0	0	1	0	0	2/6.2
NSU		9	1-1/1.000	0-0/.000	0-0/.000	0-2-2	2-0	0	2	1	0	2/5.6
N.M.	*	18	2-4/.500	0-0/.000	2-2/1.000	3-2-5	2-0	0	2	2	0	6/5.6
CE BAP					DNP							
LSU-A		22	4-7/.571	0-0/.000	2-6/.333	2-2-4	1-0	0	0	2	0	10/6.1
Samford		16	2-4/.500	0-0/.000	0-0/.000	2-2-4	4-0	1	1	0	0	4/5.9
Ga. St.		17	1-3/.333	0-0/.000	5-6/.833	2-4-6	2-0	1	3	0	0	7/6.0
Ark. St.	*	33	9-12/.750	0-0/.000	4-5/.800	3-4-7	1-0	1	2	0	0	22/7.3
UTA	*	32	8-12/.667	0-0/.000	6-6/1.000	6-7-13	2-0	0	2	2	0	22/8.5
TXST	*	31	9-9/1.000	0-0/.000	0-0/.000	3-3-6	2-0	1	5	0	0	18/9.1
Troy	*	24	4-7/.571	0-0/.000	0-0/.000	1-5-6	3-0	0	3	3	0	8/9.1
UALR	*	23	5-8/.625	0-0/.000	0-2/.000	1-3-4	5-1	0	2	1	0	10/9.1
UL-L	*	31	3-8/.375	0-0/.000	0-3/.000	3-4-7	4-0	0	2	1	2	6/8.9
UTA	*	28	6-6/1.000	0-0/.000	5-6/.833	2-6-8	0-0	0	0	1	1	17/9.4
Ga. So.	*	35	1-4/.250	0-0/.000	0-1/.000	1-0-1	2-0	2	3	0	1	2/9.0
Troy	*	19	2-5/.400	0-0/.000	0-0/.000	0-3-3	1-0	1	1	0	0	4/8.8
USA	*	23	2-7/.286	0-0/.000	0-0/.000	1-3-4	3-0	1	1	1	1	4/8.5
UALR					DNP							
Ga. So.					DNP							
UL-L					DNP							
App. St.					DNP							
Ark. St.					DNP							
USA					DNP							
App. St.					DNP							
Ga. St.					DNP							
TXST					DNP							
#USA					DNP							
#Ga. So.					DNP							
%EMU					DNP							
%MERC					DNP							
%Verm					DNP							
%L-Chi1					DNP							
%L-Chi2					DNP							
Totals	16	474	73-129/.566	1-3/.333	32-51/.627	36-62-98	49-1	10	35	19	9	179/8.5

2014-15 (SENIOR)

Posted game-highs of 17 points and eight rebounds vs. UTA... won SBC and Co-LSWA Player of the Week on Jan. 12 after leading the team to a 3-0 record and going 26-33 (.798) FG with 20.7 ppg and 8.7 rpg... came up huge with 18 points on 9-9 shooting at Texas State... matched career-highs of 22 points and 13 rebounds in a big 76-73 overtime win over UTA and had eight of ULM's nine points in overtime and was a perfect 6-6 from the free throw line... dominating career-high performance of 22 points and nine made field goals in the win over Arkansas State and also grabbed seven rebounds... put in 10 points in a win over UALR at home... registered 14 points, six field goals made and 36 minutes in the Battle 4 Atlantis against Robert Morris... grabbed a season-high six rebounds at Georgia State... tallied 11 points on a perfect 3-for-3 from the field, grabbed four rebounds and set a career-high two steals in a win over Champion Baptist... scored 10 points with four rebounds and a pair of blocks in a victory over LSU

Opp	GS	Min	FG-FGA/Pct.	3FG-FGA	FT-FTA/PCT	O-D-T	PF-FO	A	TO	Bk	Stl	Pts/Avg
UAB		22	2-7/.286	0-0/.000	1-2/.500	3-2-5	0-0	0	1	0	0	5/5.0
CH BAP		21	2-3/.667	0-0/.000	2-3/.667	6-3-9	1-0	0	1	3	0	9/7.0
Florida		6	0-0/.000	0-0/.000	0-0/.000	0-0-0	1-0	0	0	0	0	0/4.7
C. Car		15	0-1/.000	0-0/.000	0-0/.000	1-0-1	1-0	0	0	0	0	0/3.5
RMU		1	0-0/.000	0-0/.000	0-0/.000	0-0-0	0-0	0	0	0	0	0/2.2
La. Col	*	30	4-7/.571	0-0/.000	0-0/.000	2-7-9	1-0	2	3	1	1	8/3.2
NSU	*	30	6-6/1.000	0-0/.000	0-0/.000	1-9-10	1-0	1	2	2	0	12/4.4
N.M.		10	0-0/.000	0-0/.000	0-0/.000	1-0-1	3-0	1	1	1	0	0/3.9
CE BAP		25	4-7/.571	0-0/.000	0-0/.000	4-4-8	3-0	0	0	0	0	8/4.3
LSU-A	*	16	1-1/1.000	0-0/.000	5-5/1.000	0-2-2	0-0	0	1	0	1	7/4.6
Samford	*	14	3-4/.750	0-0/.000	0-3/.000	2-1-3	1-0	0	0	0	0	6/4.7
Ga. St.	*	20	1-4/.250	0-0/.000	1-2/.500	2-2-4	1-0	0	0	0	0	3/4.6
Ark. St.		13	2-2/1.000	0-0/.000	0-1/.000	1-3-4	2-0	3	1	0	0	4/4.5
UTA		7	1-2/.500	0-0/.000	0-0/.000	0-1-1	1-0	0	1	0	1	2/4.4
TXST		9	0-1/.000	0-0/.000	0-0/.000	1-0-1	2-0	1	0	1	0	0/4.1
Troy		16	1-1/1.000	0-0/.000	0-0/.000	0-1-1	0-0	1	0	0	1	2/3.9
UALR		14	0-0/.000	0-0/.000	0-2/.000	0-0-0	2-0	0	0	0	0	0/3.7
UL-L		3	0-0/.000	0-0/.000	0-0/.000	0-0-0	1-0	0	0	0	0	0/3.5
UTA		5	0-0/.000	0-0/.000	4-5/.800	1-0-1	0-0	0	0	0	0	4/3.5
Ga. So.		4	0-0/.000	0-0/.000	0-0/.000	0-0-0	1-0	0	1	0	0	0/3.4
Troy		5	0-0/.000	0-0/.000	0-0/.000	1-3-4	0-0	0	0	0	0	0/3.2
USA		8	0-3/.000	0-0/.000	0-0/.000	2-1-3	0-0	0	0	0	0	0/3.0
UALR		4	0-0/.000	0-0/.000	0-0/.000	0-0-0	0-0	0	0	0	0	0/2.9
Ga. So.		19	2-4/.500	0-0/.000	0-0/.000	1-4-5	2-0	0	1	0	0	4/3.0
UL-L		9	0-0/.000	0-0/.000	0-0/.000	0-0-0	0-0	0	1	1	0	0/2.8
App. St.		26	2-4/.500	0-0/.000	3-6/.500	2-6-8	2-0	1	1	1	0	7/3.0
Ark. St.		15	1-3/.333	0-0/.000	1-1/1.000	2-2-4	1-0	1	0	0	0	3/3.0
USA		25	3-3/1.000	0-0/.000	3-4/.750	3-3-6	3-0	0	1	0	1	9/3.2
App. St.		17	1-1/1.000	0-0/.000	0-1/.000	0-2-2	0-0	1	0	1	0	2/3.2
Ga. St.		33	6-6/1.000	0-0/.000	1-2/.500	8-7-15	1-0	0	0	0	1	13/3.5
TXST		10	1-1/1.000	0-0/.000	0-0/.000	1-2-3	2-0	0	0	0	0	2/3.5
#USA		25	5-7/.714	0-0/.000	1-2/.500	6-4-10	2-0	1	0	1	0	11/3.7
#Ga. So.		14	0-1/.000	0-0/.000	1-2/.500	1-0-1	1-0	0	0	0	0	1/3.6
%EMU		14	1-1/1.000	0-0/.000	0-0/.000	2-0-2	0-0	0	1	0	0	2/3.6
%MERC		13	1-1/1.000	0-0/.000	0-0/.000	0-1-1	2-0	0	1	1	0	2/3.5
%Verm		12	0-0/.000	0-0/.000	0-2/.000	2-0-2	2-0	0	1	0	2	0/3.4
%L-Chi1												
%L-Chi2												
Totals	5	530	50-81/.617	0-0/.000	23-43/.535	56-70-126	40-0	13	19	13	8	123/3.4

2014-15 (JUNIOR)

Posted a double-double with 11 points and 10 rebs in the SBC Quarterfinals against South Alabama... notched a career performance with 13 points and 15 rebounds in 33 minutes against Georgia State... registered nine points at South Alabama ... recorded seven points, eight rebounds and 26 minutes vs. Appalachian State... posted a big outing against Northwestern State with a double-double and personal bests of 12 points and 10 rebounds in the win; played 30 minutes after getting the start... also earned the start and logged 30 minutes against Louisiana College; recorded eight points and nine rebounds in the contest... solid performance of nine points, nine rebounds and three blocks in the win over Champion Baptist

2013-14 (SOPHOMORE)

Led the team in field goal percentage with a .531 mark (34-64)... registered a career-high 11 points on four made field goals against Thomas... grabbed a career-high eight rebounds at both Ole Miss and UALR... played a career-high 25 minutes at home against WKU... career-high three steals at home against Troy... recorded 13 blocks and 13 steals on the season... made four starts and played in all 27 contests... averaged 3.1 points and 3.4 rebounds per game... led the team in rebounding in four games and in blocks in six games



ULM Warhawks Men's Basketball

University of Louisiana at Monroe



3 Prince Cooper

Sophomore | Guard | 6-4 | 215
Freeport, Bahamas | Miami-Dade College

	Season-High	Career-High
Pts	3, vs. CHBC (11/17/14)	3, vs. CHBC (11/17/14)
FG	1, eight times	1, eight times
3FG	N/A	N/A
FT	1, vs. CHBC (11/17/14)	1, vs. CHBC (11/17/14)
Ast	3, vs. CHBC (11/17/14)	3, vs. CHBC (11/17/14)
Reb	5, vs. CHBC (11/17/14)	5, vs. CHBC (11/17/14)
Blocks	1, vs. CHBC (11/17/14)	1, vs. CHBC (11/17/14)
Steals	1, three times	1, three times
Min	24, vs. CHBC (11/17/14)	24, vs. CHBC (11/17/14)

Opp	GS	Min	FG-FGA/Pct.	3FG-FGA	FT-FTA/PCT	O-D-T	PF-FO	A	TO	Blk	Stl	Pts/Avg
UAB	5	0-1/0.000	0-0/0.000	0-0/0.000	1-0-1	0-0	0	0	0	0	0	0/0.0
CH BAP	24	1-6/1.167	0-0/0.000	1-2/5.000	2-3-5	1-0	3	2	1	1	3	3/1.5
Florida	6	1-2/5.000	0-0/0.000	0-0/0.000	1-3-4	0-0	0	0	0	0	0	2/1.7
C. Car	12	1-1/1.000	0-0/0.000	0-0/0.000	0-2-2	0-0	1	1	0	0	0	2/1.8
RMU	8	0-0/0.000	0-0/0.000	0-0/0.000	1-0-1	0-0	0	0	0	0	0	0/1.4
La. Col				DNP								
NSU				DNP								
N.M.	1	0-0/0.000	0-0/0.000	0-0/0.000	0-0-0	0-0	0	0	0	0	0	0/1.2
CE BAP	7	0-1/0.000	0-0/0.000	0-2/0.000	0-0-0	0-0	1	1	0	0	0	0/1.0
LSU-A				DNP								
Samford				DNP								
Ga. St.	18	1-2/5.000	0-0/0.000	0-2/0.000	0-1-1	0-0	2	2	0	0	1	2/1.1
Ark. St.	4	1-1/1.000	0-0/0.000	0-0/0.000	1-0-1	0-0	0	0	0	0	0	2/1.2
UTA	8	1-1/1.000	0-0/0.000	0-0/0.000	0-1-1	2-0	0	0	0	0	0	2/1.3
TXST	5	1-1/1.000	0-0/0.000	0-0/0.000	0-2-2	0-0	1	0	0	0	0	2/1.4
Troy	5	0-0/0.000	0-0/0.000	0-0/0.000	0-0-0	0-0	1	0	0	0	0	0/1.3
UALR				DNP								
UL-L	6	0-0/0.000	0-0/0.000	0-0/0.000	0-0-0	0-0	0	0	0	0	0	0/1.2
UTA	2	0-0/0.000	0-0/0.000	0-2/0.000	0-1-1	2-0	0	2	0	0	0	0/1.1
Ga. So.				DNP								
Troy				DNP								
USA				DNP								
UALR	1	0-0/0.000	0-0/0.000	0-0/0.000	0-0-0	0-0	0	0	0	0	0	0/1.0
Ga. So.				DNP								
UL-L				DNP								
App. St.				DNP								
Ark. St.				DNP								
USA	1	0-0/0.000	0-0/0.000	0-0/0.000	0-0-0	0-0	0	0	0	0	0	0/0.9
App. St.	3	1-1/1.000	0-0/0.000	0-1/0.000	1-0-1	1-0	0	0	0	0	1	2/1.0
Ga. St.				DNP								
TXST				DNP								
#USA	3	0-1/0.000	0-0/0.000	0-0/0.000	0-0-0	0-0	0	1	0	0	0	0/0.9
#Ga. So.				DNP								
%EMU				DNP								
%MERC				DNP								
%Verm				DNP								
%L-Chi1												
%L-Chi2												
Totals	119	8-18/.444	0-0/0.000	1-9/1.111	7-13-20	6-0	9	9	1	3	17/0.9	

2014-15 (SOPHOMORE)

Set nearly every career high in a win against Champion Baptist including five rebounds and three assists in 24 minutes... hit a mid-range jumpers in conference against Georgia State, Arkansas State, UT Arlington and Texas State... made a strong move to the bucket, scored and got fouled at Appalachian State

PREVIOUS SCHOOL

Played one season at Miami-Dade JC (Fla.)... averaged 10.4 points, 6.4 rebounds and 2.1 assists per game... shot an astounding 83 percent from the field... earned Dean's List honors for his achievements in the classroom

HIGH SCHOOL

Lettered in both basketball and track & field at Piney Woods HS (Miss.)... averaged 12 points, eight rebounds and three assists per game... named team captain as a senior... state champion in the triple jump (track & field)... earned academic honor roll and the highest chemistry and algebra II award... graduated top-15 in his class



4 Mack Foster

Junior | Guard | 6-2 | 185
Beulah, Miss. | East Mississippi CC

	Season-High	Career-High
Pts	15, at Troy (1/29/15)	15, at Troy (1/29/15)
FG	5, three times	5, three times
3FG	3, three times	3, three times
FT	2, six times	2, six times
Ast	3, two times	3, two times
Reb	5, vs. GSU (3/5/15)	5, vs. GSU (3/5/15)
Blocks	1, seven times	1, seven times
Steals	4, vs. LC (12/6/14)	4, vs. LC (12/6/14)
Min	34, vs. App (2/14/15)	34, vs. App (2/14/15)

Opp	GS	Min	FG-FGA/Pct.	3FG-FGA	FT-FTA/PCT	O-D-T	PF-FO	A	TO	Blk	Stl	Pts/Avg
UAB	7	0-2/0.000	0-0/0.000	0-0-0	0-0-0	1-0	0	0	1	0	0	0/0.0
CH BAP	24	5-9/55.6	3-6/50.0	0-0/0.000	1-1-2	2-0	3	1	1	3	13	7/5
Florida	18	1-4/25.0	1-2/50.0	0-0/0.000	0-0-0	4-0	2	0	0	3	3	5/3
C. Car	11	3-4/75.0	0-1/0.000	0-2/0.000	2-0-2	0-0	1	0	0	0	0	6/5.5
RMU	14	3-4/75.0	0-1/0.000	0-2/0.000	1-0-1	1-0	3	0	0	0	0	6/5.6
La. Col	18	3-5/60.0	0-0/0.000	2-2/1.000	0-1-1	2-0	2	0	0	4	8	6/0
NSU	14	1-6/16.7	0-1/0.000	0-0/0.000	0-0-0	1-0	1	1	0	0	0	2/5.4
N.M.	18	2-4/50.0	1-2/50.0	0-0/0.000	2-1-3	0-0	1	1	0	0	0	5/5.4
CE BAP	11	0-3/0.000	0-1/0.000	0-0/0.000	0-3-3	2-0	1	0	1	0	0	0/4.8
LSU-A	12	2-3/66.7	1-1/1.000	0-0/0.000	0-0-0	2-0	1	1	0	0	0	5/4.8
Samford	13	0-2/0.000	0-1/0.000	0-0/0.000	0-1-1	2-0	1	0	1	0	0	0/4.5
Ga. St.	14	2-5/40.0	1-3/33.3	2-2/1.000	0-1-1	0-0	1	0	0	0	0	7/4.6
Ark. St.	* 22	2-5/40.0	0-2/0.000	0-0/0.000	0-2-2	1-0	0	1	0	1	4	4/4.5
UTA	* 28	4-9/44.4	3-8/37.5	0-1/0.000	0-4-4	5-1	2	1	0	0	0	11/5.0
TXST	* 29	1-7/14.3	1-6/16.7	0-0/0.000	0-1-1	2-0	1	1	0	0	0	3/4.9
Troy	* 21	2-7/28.6	0-2/0.000	2-2/1.000	1-2-3	1-0	2	0	1	0	0	6/4.9
UALR	* 18	0-4/0.000	0-2/0.000	0-2/0.000	0-0-0	2-0	0	1	0	1	0	0/4.6
UL-L	* 14	2-9/22.2	0-3/0.000	2-2/1.000	1-3-4	0-0	0	2	0	1	6	4/4.7
UTA	* 20	2-3/66.7	1-2/50.0	0-0/0.000	0-3-3	2-0	2	1	0	1	5	4/4.7
Ga. So.	* 27	3-6/50.0	0-3/0.000	0-2/0.000	0-2-2	2-0	2	2	0	0	6	4/4.8
Troy	33	5-10/50.0	3-6/50.0	2-2/1.000	1-3-4	1-0	1	0	0	1	15	5/3
USA	20	1-3/33.3	0-1/0.000	0-0/0.000	1-1-2	2-0	0	0	0	0	0	2/5.1
UALR	16	0-0/0.000	0-0/0.000	0-0/0.000	0-3-3	2-0	0	2	0	0	0	0/4.9
Ga. So.	27	5-8/62.5	2-3/66.7	0-2/0.000	1-0-1	2-0	1	0	0	1	12	5/2
UL-L	19	1-3/33.3	0-1/0.000	2-3/66.7	0-0-0	2-0	2	1	0	1	4	5/2
App. St.	34	3-7/42.9	2-3/66.7	0-1/0.000	0-3-3	2-0	0	1	1	0	8	5/3
Ark. St.	14	3-7/42.9	0-2/0.000	1-1/1.000	0-1-1	2-0	0	3	0	1	7	5/3
USA	10	2-2/20.0	0-0/0.000	0-0/0.000	1-0-1	0-0	0	0	0	0	0	4/5.3
App. St.	14	0-3/0.000	0-2/0.000	0-0/0.000	0-0-0	3-0	0	2	0	0	0	0/5.1
Ga. St.	6	0-2/0.000	0-1/0.000	0-0/0.000	3-2-5	1-0	0	0	0	0	0	0/4.9
TXST	23	3-6/50.0	1-1/1.000	2-2/1.000	1-2-3	1-0	0	0	0	1	9	5/1
#USA	20	3-6/50.0	2-3/66.7	1-1/1.000	0-4-4	1-0	1	1	1	1	9	5/2
#Ga. So.	6	0-1/0.000	0-0/0.000	0-0/0.000	1-2-3	0-0	0	1	0	0	0	0/5.0
%EMU	13	1-2/50.0	0-1/0.000	0-0/0.000	0-0-0	1-0	1	3	0	0	0	0/4.9
%MERC	25	3-7/42.9	1-1/1.000	2-2/1.000	1-2-3	1-0	2	1	0	2	9	5/1
%Verm	15	0-1/0.000	0-1/0.000	0-1/0.000	0-1-1	0-0	0	1	1	0	0	0/4.9
%L-Chi1												
%L-Chi2												
Totals	8	648	68-169/402	23-75/307	18-32/563	18-49-67	53-1	33	30	7	22	175/4.9

2014-15 (JUNIOR)

Hit a pair of 3FGs and scored nine points in the SBC Quarterfinals against South Alabama... netted 12 points on five made field goals in an overtime win at Georgia Southern... drained a career-high 15 points and played a career-high 33 minutes in an overtime win at Troy... earned eight consecutive starts including at UT Arlington where he netted 11 points after a trio of three-pointers... ULM went on a six-game winning streak with him starting... became the first Warhawk to register four steals in a game on the season in the win over Louisiana College... shot 3-for-4 from the field in both games of the Battle 4 Atlantis Mainland bracket against Coastal Carolina and Robert Morris... registered a career-high 13 points and hit a trio of three-pointers in 24 minutes in a win over Champion Baptist

PREVIOUS SCHOOL

Played two seasons at East Mississippi CC and led the team to the Region 23 championship... guided the team to a No. 11 ranking in the NJCAA National Poll... averaged 7.1 points, 4.0 rebounds and 1.0 steals per game... hit a career-high six 3FGs in a game

HIGH SCHOOL

Lettered in both basketball and track & field at West Bolivar HS... named Co-MVP All-State and Best Offensive Player... earned All-Area MVP, First-Team and Best Defensive Player... guided the Eagles to the state championship... averaged 15 points, six rebounds, three steals and two blocks per game... dunked on Johnny O'Bryant III, who was drafted by the Milwaukee Bucks, his freshman year off a put-back



ULM Warhawks Men's Basketball

University of Louisiana at Monroe



5 Jamaal Samuel

Junior | Forward | 6-9 | 205
New Orleans, La. | Illinois State

	Season-High	Career-High
Pts	18, vs. CHBC (11/17/14)	18, vs. CHBC (11/17/14)
FG	8, at UALR (2/5/15)	8, at UALR (2/5/15)
3FG	3, four times	3, four times
FT	5, vs. Vermont (3/25/15)	5, vs. Vermont (3/25/15)
Ast	2, four times	2, five times
Reb	10, at Mercer (3/23/15)	10, at Mercer (3/23/15)
Blocks	4, two times	4, three times
Steals	2, three times	2, three times
Min	33, two times	33, two times

Opp	GS	Min	FG-FGA/Pct.	3FG-FGA	FT-FTA/PCT	O-D-T	PF-FO	A	TO	Blk	Stl	Pts/Avg
UAB		17	1-4/.250	1-3/.333	0-0/.000	0-2-2	3-0	2	2	0	1	3/3.0
CH BAP		20	7-12/.583	3-6/.500	1-2/.500	1-5-6	1-0	0	2	2	0	18/10.5
Florida		22	3-10/.300	3-10/.300	0-0/.000	1-5-6	3-0	0	1	0	1	9/10.0
C. Car		23	1-4/.250	1-4/.250	0-0/.000	0-2-2	2-0	1	1	4	1	3/8.3
RMU		14	1-5/.200	1-4/.250	1-2/.500	0-5-5	2-0	1	4	0	1	4/7.4
La. Col		11	1-6/.167	0-1/.000	0-0/.000	2-0-2	2-0	0	0	1	0	2/6.5
NSU		14	4-8/.500	0-0/.000	4-5/.800	3-4-7	3-0	0	0	3	0	12/7.3
N.M.		27	2-7/.286	0-4/.000	2-2/1.000	0-2-2	0-0	0	0	0	2	6/7.1
CE BAP	*	21	1-5/.200	0-1/.000	1-2/.500	0-2-2	2-0	0	2	2	2	3/6.7
LSU-A		21	4-6/.667	0-2/.000	0-0/.000	2-3-5	1-0	1	2	1	0	8/6.8
Samford		25	5-8/.625	2-2/1.000	1-2/.500	0-6-6	4-0	0	1	1	0	13/7.4
Ga. St.	*	26	4-12/.333	1-4/.250	0-1/.000	0-5-5	0-0	2	1	0	0	9/7.5
Ark. St.		13	2-7/.286	1-4/.250	0-0/.000	0-0-0	0-0	0	0	1	0	5/7.3
UTA		12	1-8/.125	1-5/.200	0-0/.000	0-4-4	0-0	0	0	0	0	3/7.0
TXST		6	1-3/.333	0-2/.000	0-0/.000	0-1-1	2-0	0	1	0	0	2/6.7
Troy		12	2-4/.500	0-2/.000	0-0/.000	2-3-5	3-0	0	1	0	0	4/6.5
UALR		7	0-1/.000	0-1/.000	0-0/.000	0-2-2	1-0	0	1	0	0	0/6.1
UL-L		18	3-5/.600	3-4/.750	0-0/.000	0-0-0	2-0	0	1	0	1	9/6.3
UTA		13	0-3/.000	0-2/.000	0-0/.000	0-3-3	0-0	0	1	2	0	0/5.9
Ga. So.		9	3-7/.429	0-1/.000	0-0/.000	1-1-2	1-0	1	0	1	0	6/6.0
Troy		13	1-3/.333	1-3/.333	0-0/.000	1-1-2	1-0	0	0	1	0	3/5.8
USA		9	2-3/.667	0-0/.000	0-0/.000	0-0-0	0-0	0	2	0	0	4/5.7
UALR	*	33	8-13/.615	0-1/.000	0-0/.000	1-5-6	5-1	0	1	1	1	16/6.2
Ga. So.	*	28	7-11/.636	3-5/.600	0-0/.000	1-4-5	1-0	1	0	0	2	17/6.6
UL-L	*	24	2-5/.400	0-1/.000	0-0/.000	0-3-3	1-0	1	1	2	0	4/6.5
App. St.	*	18	2-5/.400	1-3/.333	0-2/.000	1-3-4	5-1	1	1	1	0	5/6.5
Ark. St.	*	23	3-8/.375	0-2/.000	0-0/.000	1-3-4	2-0	0	1	3	0	6/6.4
USA	*	16	3-8/.375	1-5/.200	0-0/.000	1-2-3	4-0	0	0	0	0	7/6.5
App. St.	*	22	3-11/.273	1-5/.200	0-0/.000	0-4-4	0-0	0	1	2	0	7/6.5
Ga. St.	*	4	0-0/.000	0-0/.000	0-0/.000	0-2-2	0-0	0	1	0	0	0/6.3
TXST	*	29	2-5/.400	1-1/1.000	0-2/.000	1-5-6	1-0	2	0	4	0	5/6.2
#USA	*	21	4-8/.500	0-2/.000	0-0/.000	2-0-2	4-0	2	0	1	0	8/6.3
#Ga. So.	*	33	5-10/.500	0-1/.000	2-2/1.000	1-5-6	3-0	1	2	1	0	12/6.5
%EMU	*	28	7-11/.636	0-0/.000	1-2/.500	3-5-8	3-0	0	0	1	0	15/6.7
%MERC	*	18	2-6/.333	0-1/.000	1-3/.333	3-7-10	2-0	0	2	1	0	5/6.7
%Verm	*	29	4-8/.500	1-3/.333	5-5/1.000	1-2-3	3-0	1	1	1	0	14/6.9
%L-Chi1												
%L-Chi2												

Totals 16 679 101-240/421 26-95/274 19-32/594 29-106/135 64-2 17 34 36 12 247/6.9
2014-15 (JUNIOR)

Drained 14 points vs. Vermont in the CBI Semifinals... poured in 15 points and pulled down eight rebounds in the CBI first round vs. EMU... put in 12 points and grabbed six rebounds in the SBC Semifinals against Georgia Southern... netted 17 points, one shy of his career-high, at Georgia Southern and hit three long-range shots... drained 16 points on a career-high eight made field goals and also grabbed six rebounds at UALR... hit a trio of long-range shots at UL-Lafayette... netted 13 points including a pair of three-pointers and pulled down six rebounds against Samford... registered 12 points and grabbed a season-high seven rebounds in the win over NSU... set career highs in points (18), field goals made (7) and three-pointers made (3) in a win over Champion Baptist... earned the start against Central Baptist and had a pair of blocks and steals... led the team with nine points at Georgia State

2013-14 (SOPHOMORE) ILLINOIS STATE

Played in 26 games with one start... ranked second on the team and No. 5 in the Missouri Valley Conference with 0.9 blocks per game... netted four points with four rebounds and three blocks in the loss at Southern Illinois (March 1)... grabbed a career-best eight rebounds and scored four points in the win over Bradley (Feb. 15)... blocked a career-best four shots and collected six rebounds in the overtime loss at Evansville (Feb. 12)... netted nine points on 3-for-4 shooting in the loss at Loyola (Feb. 9)... scored a career-high 10 points on a career-best five field goals (5-for-5) in the win over Northern Iowa (Feb. 5)... made his first-career start and scored four points during a career-high 24 minutes in the win over Drake (Feb. 1)... registered the first two blocks of his career in the win over Chicago State (Dec. 4)... scored nine points on 4-for-6 shooting with five rebounds in the loss at No. 14 VCU (Nov. 8)



11 Nick Coppola

Sophomore | Guard | 5-11 | 195
Richmond, Va. | Benedictine Prep

	Season-High	Career-High
Pts	19, at ASU (2/21/15)	19, at ASU (2/21/15)
FG	7, at ASU (2/21/15)	7, at ASU (2/21/15)
3FG	5, at ASU (2/21/15)	5, at ASU (2/21/15)
FT	4, four times	5, at KU (11/8/13)
Ast	12, vs. LC (12/6/14)	12, vs. LC (12/6/14)
Reb	8, vs. ULL (2/12/15)	8, vs. ULL (2/12/15)
Blocks	N/A	N/A
Steals	3, two times	3, two times
Min	45, two times	45, two times

Opp	GS	Min	FG-FGA/Pct.	3FG-FGA	FT-FTA/PCT	O-D-T	PF-FO	A	TO	Blk	Stl	Pts/Avg
UAB	*	33	5-8/.625	3-5/.600	1-2/.500	0-4-4	0-0	6	2	0	1	14/14.0
CH BAP	*	12	2-2/1.000	1-1/1.000	2-4/.500	0-2-2	1-0	4	0	0	1	7/10.5
Florida	*	45	3-10/3.00	3-5/.600	2-2/1.000	0-1-1	3-0	2	1	0	1	11/10.7
C. Car	*	37	2-9/.222	1-5/.200	0-0/.000	0-1-1	2-0	7	0	0	0	5/9.3
RMU	*	39	2-8/.250	2-6/.333	0-0/.000	1-2-3	2-0	2	2	0	1	6/8.6
La. Col	*	31	6-9/.667	0-2/.000	0-2/.000	0-0-0	1-0	12	4	0	3	12/9.2
NSU	*	40	4-9/.444	2-5/.400	3-4/.750	1-4-5	3-0	6	2	0	2	13/9.7
N.M.	*	29	2-8/.250	1-4/.250	4-4/1.000	0-2-2	5-1	0	1	0	0	9/9.6
CE BAP	*	28	4-5/.800	2-3/.667	2-2/1.000	0-1-1	3-0	2	2	0	2	12/9.9
LSU-A	*	40	5-11/.455	1-4/.250	2-3/.667	0-3-3	1-0	6	1	0	0	13/10.2
Samford	*	37	6-12/.500	3-4/.750	0-0/.000	1-1-2	2-0	2	3	0	0	15/10.6
Ga. St.	*	29	2-4/.500	2-3/.667	0-0/.000	0-4-4	1-0	4	1	0	2	6/10.3
Ark. St.	*	40	1-5/.200	0-1/.000	1-2/.500	0-4-4	2-0	6	1	0	0	3/9.7
UTA	*	42	2-9/.222	0-5/.000	2-5/.400	0-2-2	2-0	7	3	0	1	6/9.4
TXST	*	34	1-5/.200	1-3/.333	0-0/.000	0-4-4	2-0	4	5	0	0	3/9.0
Troy	*	33	1-5/.200	1-4/.250	0-0/.000	0-2-2	1-0	2	3	0	0	3/8.6
UALR	*	40	6-11/.545	1-4/.250	2-2/1.000	0-2-2	0-0	5	2	0	2	15/9.0
UL-L	*	35	3-9/.333	1-4/.250	0-0/.000	0-4-4	1-0	1	1	0	1	7/8.9
UTA	*	34	2-6/.333	1-4/.250	0-0/.000	0-2-2	3-0	3	3	0	2	5/8.7
Ga. So.	*	34	4-11/.364	1-5/.200	1-2/.500	0-6-6	4-0	1	0	0	0	10/8.8
Troy	*	36	2-10/.200	1-7/.143	1-2/.500	0-3-3	2-0	2	0	0	1	6/8.6
USA	*	37	6-9/.667	1-2/.500	2-2/1.000	0-1-1	1-0	3	1	0	3	15/8.9
UALR	*	40	3-6/.500	1-1/1.000	4-4/1.000	1-2-3	3-0	4	3	0	1	11/9.0
Ga. So.	*	45	3-8/.375	3-6/.500	0-0/.000	0-2-2	1-0	4	2	0	0	9/9.0
UL-L	*	40	2-4/.500	2-3/.667	2-3/.667	0-8-8	1-0	5	0	0	0	8/9.0
App. St.	*	40	4-8/.500	1-3/.333	0-0/.000	1-2-3	3-0	5	2	0	0	9/9.0
Ark. St.	*	40	7-10/.700	5-7/.714	0-0/.000	0-5-5	1-0	3	3	0	2	19/9.3
USA	*	40	2-5/.400	1-1/1.000	4-4/1.000	0-4-4	1-0	4	2	1	3	9/9.3
App. St.	*	33	5-12/.417	2-6/.333	0-0/.000	1-1-2	3-0	4	4	0	0	12/9.4
Ga. St.	*	40	3-12/.250	1-5/.200	4-4/1.000	0-2-2	2-0	2	0	0	1	11/9.5
TXST	*	33	2-6/.333	1-2/.500	3-4/.750	0-7-7	2-0	3	3	0	0	8/9.4
#USA	*	37	4-9/.444	4-5/.800	0-0/.000	1-2-3	1-0	3	1	0	1	12/9.5
%Ga. So.	*	40	4-9/.444	2-5/.400	2-2/1.000	0-2-2	3-0	2	2	0	1	12/9.6
%EMU	*	38	1-5/.200	1-4/.250	0-0/.000	0-4-4	1-0	5	1	0	0	3/9.4
%MERC	*	40	4-12/.333	2-6/.333	1-2/.500	0-3-3	0-0	4	3	0	2	11/9.4
%Verm	*	37	3-5/.600	0-1/.000	1-3/.333	0-5-5	3-0	3	1	0	2	7/9.4
%L-Chi1												
%L-Chi2												

Totals 36 1308 118-286/413 55-141/390 46-64/719 7-104/111 67-1 138 64 0 33 337/9.4
2014-15 (SOPHOMORE)

Has started at point guard in every game of his career... scored 12 points in both SBC Tournament games and drained four 3FGs in the SBC Quarterfinals against USA... career performance of 19 points, seven made FGs and five made 3FGs at A-State... played his second 45-minute game of the year at Ga. Southern and hit a trio of 3FGs... matched a season-high and led the team with 15 points against UALR at home... matched his season-high again against South Alabama... set his season-high with 15 points at Samford... recorded 13 points vs. LSU-A... tallied career-highs of 12 assists and three steals against Louisiana College and also had a double-double with 12 points... posted 12 points on four-for-five shooting against Central Baptist... registered 13 points in 40 minutes against NSU... dished out seven assists against Coastal Carolina at the Battle 4 Atlantis... netted 11 points on a trio of 3FGs, including one in the final seconds of regulation to send the game to overtime against No. 8 Florida, and played 45 minutes... registered 14 points, including a trio of 3FGs in the second half, to go along with his six assists in a win at UAB... led the team with nine points at N.M.


2013-14 (FRESHMAN) - 2013-14 College Sports Madness SBC Freshman of the Year

One of two players to start all 27 games for the Warhawks... led the team in minutes with 33.3 per game... played 40 minutes nine times and tied the school record of five in a row set in 1999-2000 by Maurice Bell... in conference play, ranked third in the league in minutes (36.1 mpg), seventh in three-point field goal percentage (.407) and top-10 in assists (2.9 apg)... tallied nine double-figure scoring games including a career-high 16 points at Georgia State where he hit four three-pointers... pulled down a career-high six rebounds at home versus WKU... scored 10 points in the season opener at No. 5 Kansas



ULM Warhawks Men's Basketball

University of Louisiana at Monroe



12 Tylor Ongwae

Senior | Forward | 6-7 | 205
Eldoret, Kenya | Ranger College

	Season-High	Career-High
Pts	27, at Mercer (3/23/15)	27, three times
FG	10, two times	11, vs. ULL (1/4/14)
3FG	4, two times	4, three times
FT	10, vs. USA (1/31/15)	10, vs. USA (1/31/15)
Ast	9, vs. NSU (12/9/14)	9, vs. NSU (12/9/14)
Reb	13, vs. USA (1/31/15)	13, vs. USA (1/31/15)
Blocks	2, two times	3, vs. ULL (1/4/14)
Steals	4, at UALR (2/5/15)	5, vs. UALR (2/15/14)
Min	45, at GS (2/7/15)	46, vs. ULL (1/4/14)



13 Major Deng

Junior | Forward | 6-10 | 190
Adelaide, Australia | Indian Hills CC

	Season-High	Career-High
Pts	22, vs. Vermont (3/25/15)	22, vs. Vermont (3/25/15)
FG	8, vs. Vermont (3/25/15)	8, vs. Vermont (3/25/15)
3FG	3, two times	3, two times
FT	8, vs. EMU (3/18/15)	8, vs. EMU (3/18/15)
Ast	3, two times	3, two times
Reb	15, vs. UALR (1/17/15)	15, vs. UALR (1/17/15)
Blocks	4, at UAB (11/15/14)	4, at UAB (11/15/14)
Steals	2, four times	2, four times
Min	40, two times	40, two times

Opp	GS	Min	FG-FGA/Pct.	3FG-FGA	FT-FTA/PCT	O-D-T	PF-FO	A	TO	Blk	Stl	Pts/Avg
UAB	*	34	8-17/.471	0-0/.000	2-2/1.000	3-6-9	5-1	2	3	0	1	18/18.0
CH BAP	*	12	8-10/.800	0-0/.000	0-0/.000	4-1-5	0-0	0	0	1	2	16/17.0
Florida	*	39	8-14/.585	0-1/.000	3-6/.625	3-5-8	4-0	3	3	2	0	19/17.7
C. Car	*	28	3-10/.300	0-3/.000	1-1/1.000	0-4-4	1-0	2	3	0	0	7/15.0
RMU	*	32	2-6/.333	0-0/.000	3-3/1.000	3-1-4	3-0	1	2	1	1	7/13.4
La. Col	*	30	9-15/.600	0-0/.000	4-5/.800	6-3-9	2-0	1	3	0	1	22/14.8
NSU	*	39	6-8/.750	0-0/.000	7-8/.875	2-8-10	3-0	9	4	0	0	19/15.4
N.M.	*	30	2-11/.182	1-3/.333	3-4/.750	2-5-7	3-0	1	2	0	0	8/14.5
CE BAP	*	38	10-16/.625	1-3/.333	4-4/1.000	2-3-5	2-0	6	1	0	1	25/15.7
LSU-A	*	38	9-15/.600	1-2/.500	6-6/1.000	2-4-6	3-0	4	2	0	1	25/16.6
Samford	*	39	2-14/.143	0-1/.000	5-6/.833	3-3-6	2-0	4	2	0	0	9/15.9
Ga. St.	*	22	0-7/.000	0-2/.000	0-0/.000	0-0-0	3-0	2	1	0	1	0/14.6
Ark. St.	*	36	4-7/.571	0-0/.000	2-2/1.000	1-6-7	0-0	1	3	2	1	10/14.2
UTA	*	29	2-7/.286	0-1/.000	3-3/1.000	2-4-6	5-1	5	1	0	1	7/13.7
TXST	*	35	4-10/.400	0-0/.000	9-9/1.000	3-5-8	1-0	2	1	1	2	17/13.9
Troy	*	35	7-15/.467	1-5/.200	0-1/.000	5-5-10	1-0	1	1	1	0	15/14.0
UALR	*	40	4-11/.364	0-2/.000	5-5/1.000	3-6-9	3-0	3	1	1	0	13/13.9
UL-L	*	34	5-11/.455	0-0/.000	3-5/.600	1-4-5	1-0	2	1	0	2	13/13.9
UTA	*	37	4-14/.286	1-4/.250	0-0/.000	2-6-8	4-0	2	4	0	1	9/13.6
Ga. So.	*	37	4-13/.308	0-3/.000	9-10/.900	2-8-10	2-0	0	1	0	1	17/13.8
Troy	*	35	3-12/.250	0-2/.000	0-0/.000	6-3-9	3-0	5	2	0	0	6/13.4
USA	*	38	3-13/.231	0-1/.000	10-11/.909	3-10-13	0-0	4	4	0	0	16/13.5
UALR	*	36	8-13/.615	2-5/.400	3-3/1.000	1-5-6	1-0	4	5	0	4	21/13.9
Ga. So.	*	45	8-14/.571	1-4/.250	2-2/1.000	0-5-5	2-0	2	4	1	3	19/14.1
UL-L	*	40	8-15/.533	3-5/.600	2-2/1.000	2-5-7	1-0	2	4	0	1	21/14.4
App. St.	*	40	6-13/.462	0-2/.000	2-3/.667	1-6-7	2-0	7	4	1	2	14/14.3
Ark. St.	*	40	7-14/.500	4-8/.500	2-2/1.000	3-4-7	1-0	2	2	0	3	20/14.6
USA	*	39	6-13/.462	1-3/.333	1-2/.500	4-4-8	4-0	3	0	0	0	14/14.5
App. St.	*	33	3-11/.273	0-1/.000	0-0/.000	2-3-5	1-0	2	3	0	0	6/14.2
Ga. St.	*	40	2-14/.143	0-4/.000	4-7/.571	4-2-6	4-0	4	7	0	1	8/14.0
TXST	*	38	2-10/.500	0-2/.000	4-4/1.000	1-3-4	1-0	2	4	0	0	8/13.8
#USA	*	32	7-17/.412	1-2/.500	2-3/.667	2-2-4	0-0	1	0	0	0	17/13.9
#Ga. So.	*	38	0-9/.000	0-5/.000	0-0/.000	1-5-6	2-0	2	4	0	3	0/13.5
%EMU	*	40	9-17/.529	4-8/.500	4-6/.667	3-2-5	2-0	6	4	0	1	26/13.9
%MERC	*	37	9-20/.450	2-8/.250	7-9/.778	1-2-3	4-0	3	1	0	3	27/14.3
%Verm	*	37	7-17/.412	2-5/.400	6-6/1.000	1-4-5	1-0	2	0	0	0	22/14.5
%L-Chi1												
%L-Chi2												

Totals 36 1272 189-453/.417 25-93/.269 118-140/.843 84-152/.236 77-2 102 87 11 37 521/14.5

2014-15 (SENIOR) - All-SBC First-Team | Capital One Academic All-District First-Team | NABC All-District First-Team... nine 20+ scoring games on the year... averaging 25.0 ppg in the CBI... drained 22 points in the CBI Semifinals vs. Vermont... matched a career-high 27 pts in CBI Quarterfinals... 26 pts and four 3FGs in CBI first round... team-high 17 points in SBC Quarterfinals vs. USA... double-double with 16 points and a career-high 13 rebs vs. USA... double-double with 17 points and 10 rebs vs. Ga. Southern... double-double with 15 points and 10 rebs vs. Troy... season-high 25 points vs. Central Baptist... matched his season-high with 25 points against LSU-A... double-double with 19 points and 10 rebs vs. NSU and neared a triple-double with a career-high nine assists... neared a double-double with 22 points and nine rebs vs. La. College... poured in 19 points and grabbed eight rebs in an overtime thriller at No. 8 Florida and head coach Billy Donovan said he was the best player on the court... netted 18 points in a victory over UAB and grabbed nine rebs

2013-14 (JUNIOR) - All-SBC Third-Team | NABC All-District Second-Team | All-Louisiana Third-Team | 2013-14 College Sports Madness SBC Fourth-Team... finished fourth in the league in scoring with 17.5 points per game and reached double-figures in 17 of 18 SBC contests... recorded double-digits in 24 of 27 games on the season and played at least 40 minutes three times... career-high 27 points against both UL-L and Georgia State at home... notched a career-high five steals at home vs. UALR, the most by a Warhawk in a single game on the season... played a career-high 46 minutes in the overtime win over UL-L and made a career-high 11 FGs... etched a team-high 20 points against UTA at the SBC Championships... one of two players to start all 27 games on the season... named to the NABC Honors Court for outstanding achievement in the classroom

Opp	GS	Min	FG-FGA/Pct.	3FG-FGA	FT-FTA/PCT	O-D-T	PF-FO	A	TO	Blk	Stl	Pts/Avg
UAB	*	25	5-9/.556	2-4/.500	1-2/.500	1-4-5	1-0	2	0	4	2	13/13.0
CH BAP	*	20	2-4/.500	0-2/.000	3-3/1.000	0-6-6	2-0	2	2	2	1	7/10.0
Florida	*	35	1-7/.143	1-5/.200	0-0/.000	1-8-9	2-0	1	1	0	0	3/7.7
C. Car	*	35	5-10/.500	2-6/.333	2-2/1.000	1-9-10	2-0	0	0	3	0	14/9.3
RMU	*	19	0-4/.000	0-2/.000	2-2/1.000	1-0-1	3-0	0	2	0	0	2/7.8
La. Col	*	29	5-9/.556	1-2/.500	3-6/.500	2-9-11	2-0	2	2	2	1	14/8.8
NSU	*	26	5-10/.500	1-1/1.000	3-4/.750	3-4-7	1-0	1	2	0	0	14/9.6
N.M.	*	26	3-8/.375	0-4/.000	0-0/.000	2-4-6	4-0	1	0	1	2	6/9.1
CE BAP	*	34	3-7/.429	0-0/.000	5-6/.833	4-7-11	2-0	2	3	3	1	11/9.3
LSU-A	*	21	1-2/.500	0-0/.000	0-0/.000	1-6-7	0-0	0	1	3	0	2/8.6
Samford	*	16	0-4/.000	0-1/.000	0-0/.000	0-3-3	1-0	0	0	1	0	0/7.8
Ga. St.	*	17	3-9/.333	0-2/.000	0-1/.000	4-4-8	1-0	1	1	1	0	6/7.7
Ark. St.	*	20	4-7/.571	0-2/.000	2-3/.667	1-5-6	4-0	2	3	0	1	10/7.8
UTA	*	34	6-9/.667	3-6/.500	0-0/.000	3-2-5	1-0	2	3	2	0	15/8.4
TXST	*	34	2-4/.500	2-4/.500	1-2/.500	2-6-8	2-0	2	2	3	2	7/8.3
Troy	*	28	4-10/.400	2-5/.400	6-6/1.000	1-5-6	0-0	2	0	1	1	16/8.8
UALR	*	34	4-6/.667	2-3/.667	4-8/.500	4-11-15	4-0	2	2	1	0	14/9.1
UL-L	*	28	3-7/.429	1-3/.333	1-2/.500	0-5-5	2-0	1	2	1	0	8/9.0
UTA	*	34	4-8/.500	2-5/.400	0-0/.000	0-2-2	1-0	3	1	2	1	10/9.1
Ga. So.	*	29	2-3/.667	1-2/.500	2-2/1.000	4-3-7	2-0	0	2	2	0	7/9.0
Troy	*	40	5-12/.417	3-6/.500	2-2/1.000	1-1-2	3-0	0	2	2	0	15/9.2
USA	*	31	7-12/.583	1-5/.200	2-2/1.000	1-7-8	4-0	0	0	2	0	17/9.6
UALR	*	29	7-10/.700	2-4/.500	5-6/.833	3-6-9	5-1	1	0	0	0	21/10.1
Ga. So.	*	30	1-3/.333	1-1/1.000	2-3/.667	2-4-6	4-0	0	2	0	1	5/9.9
UL-L	*	34	5-11/.455	2-4/.500	4-4/1.000	1-3-4	3-0	1	2	2	0	16/10.1
App. St.	*	24	4-9/.444	0-3/.000	5-5/1.000	0-4-4	5-1	1	0	1	0	13/10.2
Ark. St.	*	34	3-12/.250	0-4/.000	0-0/.000	3-6-9	2-0	1	1	1	0	6/10.1
USA	*	37	6-12/.500	1-1/1.000	1-2/.500	5-8-13	1-0	2	3	1	0	14/10.2
App. St.	*	35	2-8/.250	0-2/.000	0-0/.000	3-2-5	1-0	1	0	0	2	4/10.0
Ga. St.	*	40	3-12/.250	1-4/.250	0-1/.000	1-6-7	4-0	0	4	1	0	7/9.9
TXST	*	36	5-11/.455	1-2/.500	0-1/.000	2-7-9	2-0	2	0	0	2	11/9.9
#USA	*	31	5-13/.385	2-6/.333	0-0/.000	6-8-14	2-0	2	2	0	0	12/10.0
#Ga. So.	*	33	2-6/.333	2-4/.500	4-4/1.000	0-9-9	3-0	1	1	1	0	10/10.0
%EMU	*	37	3-12/.250	0-1/.000	8-11/.727	4-4-8	0-0	3	4	2	0	14/10.1
%MERC	*	37	6-13/.462	1-4/.250	1-2/.500	7-7-14	3-0	1	1	3	1	14/10.2
%Verm	*	38	8-16/.500	0-4/.000	6-7/.857	6-5-11	2-0	0	1	1	1	22/10.6
%L-Chi1												
%L-Chi2												

Totals 35 1090 134-309/.434 37-114/.325 75-99/.758 80-190/.270 81-2 42 51 51 19 380/10.6

JUNIOR (2014-15)

Double-double with a career-high 22 points and 11 rebounds in CBI Semifinals vs. Vermont... Double-double with 14 points and 14 rebs in the CBI Quarterfinals at Mercer... registered 14 points and grabbed eight rebs in the CBI first round win over EMU... NEEDED a double-double with 10 points and 9 rebs vs. Georgia Southern in the SBC Semifinals... double-double with 12 points and 14 rebs in SBC Quarterfinals vs. South Alabama... double-double with 14 points and 13 rebs at South Alabama... six double-doubles... career-high 21 points and also grabbed nine rebounds at UALR... put in 16 points at home vs. UL-Lafayette... etched 17 points on seven made field goals against South Alabama and also grabbed eight rebs... registered 15 points in a career-high 40 minutes in an overtime win at Troy... grabbed a career-high 15 rebs to go along with his 14 points and a double-double against UALR at home... netted 16 points and six free throws (6-6) vs. Troy... tallied 15 points on 6-9 shooting including 11 points and 11 rebs in the win over Central Baptist... recorded 14 points, seven rebs and two blocks and hit a big three-pointer in the end to defeat Northwestern State... tallied a double-double with 14 points and 11 rebs in the win over Louisiana College... registered a double-double with 14 points and 10 rebs against Coastal Carolina in the Battle 4 Atlantic... poured in 13 points, including a pair of 3FGs, in a win over UAB and also blocked four shots



ULM Warhawks Men's Basketball

University of Louisiana at Monroe



20 Chinedu Amajoyi

Senior Guard | 6-3 | 195
Rancho Cucamonga, Calif. | Kilgore College

	Season-High	Career-High
Pts	8, vs. CHBC (11/17/14)	12, vs. USA (2/27/14)
FG	4, vs. CHBC (11/17/14)	4, vs. USA (2/27/14)
3FG	N/A	3, two times
FT	2, at GSU (12/30/14)	10, vs. ASU (1/30/14)
Ast	6, vs. CHBC (11/17/14)	6, vs. CHBC (11/17/14)
Reb	4, at UAB (11/15/14)	8, two times
Blocks	N/A	1, two times
Steals	1, at GSU (12/30/14)	2, two times
Min	19, two times	36, at ASU (3/6/14)

Opp	GS	Min	FG-FGA/Pct.	3FG-FGA	FT-FTA/PCT	O-D-T	PF-FO	A	TO	Blk	Stl	Pts/Avg
UAB		8	0-3/.000	0-1/.000	0-0/.000	1-3-4	1-0	1	2	0	0	0/0.0
CH BAP		19	4-7/.571	0-2/.000	0-0/.000	0-2-2	3-0	6	0	0	0	8/4.0
Florida					DNP							
C. Car		3	0-0/.000	0-0/.000	0-0/.000	0-0-0	0-0	0	1	0	0	0/2.7
RMU		1	0-0/.000	0-0/.000	0-0/.000	0-0-0	0-0	0	0	0	0	0/2.0
La. Col		10	0-1/.000	0-1/.000	0-0/.000	0-0-0	1-0	1	2	0	0	0/1.6
NSU					DNP							
N.M.		8	0-1/.000	0-0/.000	0-0/.000	0-1-1	0-0	1	1	0	0	0/1.3
CE BAP		2	0-2/.000	0-1/.000	0-0/.000	0-0-0	1-0	0	0	0	0	0/1.1
LSU-A					DNP							
Samford		13	0-1/.000	0-0/.000	0-0/.000	0-1-1	1-0	0	0	0	0	0/1.0
Ga. St.	*	19	0-0/.000	0-0/.000	2-2/1.000	0-0-0	0-0	1	1	0	1	2/1.1
Ark. St.					DNP							
UTA		4	0-1/.000	0-1/.000	0-0/.000	0-0-0	0-0	0	0	0	0	0/1.0
TXST					DNP							
Troy					DNP							
UALR					DNP							
UL-L		3	0-0/.000	0-0/.000	0-0/.000	0-0-0	0-0	1	0	0	0	0/0.9
UTA					DNP							
Ga. So.					DNP							
Troy		4	0-1/.000	0-1/.000	0-0/.000	0-0-0	0-0	1	0	0	0	0/0.8
USA		1	0-0/.000	0-0/.000	0-0/.000	0-0-0	0-0	0	0	0	0	0/0.8
UALR		1	0-0/.000	0-0/.000	0-0/.000	0-0-0	0-0	0	0	0	0	0/0.7
Ga. So.					DNP							
UL-L					DNP							
App. St.		3	0-0/.000	0-0/.000	0-0/.000	0-1-1	0-0	0	0	0	0	0/0.7
Ark. St.		3	0-0/.000	0-0/.000	0-0/.000	0-0-0	0-0	0	0	0	0	0/0.6
USA		1	0-0/.000	0-0/.000	0-0/.000	0-0-0	0-0	0	0	0	0	0/0.6
App. St.		14	0-1/.000	0-1/.000	0-0/.000	0-3-3	1-0	1	0	0	0	0/0.6
Ga. St.					DNP							
TXST	*	7	1-2/.500	1-2/.500	0-0/.000	0-1-1	2-0	0	0	0	0	3/0.7
#USA		4	0-1/.000	0-0/.000	0-0/.000	0-0-0	2-0	0	0	0	0	0/0.7
#Ga. So.					DNP							
%EMU					DNP							
%MERC		3	0-0/.000	0-0/.000	0-0/.000	0-1-1	0-0	0	0	0	0	0/0.6
%Verm					DNP							
%L-Chi1					DNP							
%L-Chi2												
Totals	2	131	5-21/.238	1-10/.100	2-2/1.000	1-13-14	12-0	13	7	0	1	13/0.6

2014-15 (SENIOR)

Scored eight points in 19 minutes in a win over Champion Baptist... saw action in 11 conference games and 21 on the year... started at Georgia State and vs. Texas State... drilled a three-pointer on ULM's first possession on Senior Day

2013-14 (JUNIOR)

Finished top-10 in the league in three-point field goal percentage at .405 (15-37)... started in 11 of ULM's last 12 games and doubled his scoring average in that span... posted career-highs of 12 points and eight rebounds against South Alabama at home... became the only ULM student-athlete to hit 10 free throws in a game on the season as he went 10-12 at home against Arkansas State... registered three double-figure scoring games... played a career-high 36 minutes at Arkansas State and pulled down eight rebounds... drained a trio of three-pointers at both Texas State and Georgia State... averaged 4.1 points per game and made 22 appearances

PREVIOUS SCHOOL

Played two seasons at Kilgore College and led the Rangers to a 27-6 overall record and an East Texas JUCO Conference Championship ... Also guided Kilgore to the quarterfinals of the 2013 National Junior College Athletic Association National Tournament and started every game ... Averaged 5.9 points, 2.7 rebounds and 1.9 assists in 33 appearances ... Tallied five double-figure scoring games including a career-high 17 points on two separate occasions ... Shot .807 percent from the free-throw line



22 Lance Richard

R-Freshman | Guard | 5-10 | 175
Monroe, La. | Sterlington HS

	Season-High	Career-High
Pts	8, vs. CHBC (11/17/14)	8, vs. CHBC (11/17/14)
FG	3, vs. CHBC (11/17/14)	3, vs. CHBC (11/17/14)
3FG	2, vs. CHBC (11/17/14)	2, vs. CHBC (11/17/14)
FT	N/A	N/A
Ast	1, vs. USA (3/13/15)	1, vs. USA (3/13/15)
Reb	3, vs. CHBC (11/17/14)	3, vs. CHBC (11/17/14)
Blocks	1, vs. RMU (11/17/14)	1, vs. RMU (11/17/14)
Steals	1, two times	1, two times
Min	15, vs. CHBC (11/17/14)	15, vs. CHBC (11/17/14)

Opp	GS	Min	FG-FGA/Pct.	3FG-FGA	FT-FTA/PCT	O-D-T	PF-FO	A	TO	Blk	Stl	Pts/Avg
UAB		1	0-0/.000	0-0/.000	0-0/.000	0-0-0	0-0	0	0	0	0	0/0.0
CH BAP		15	3-8/.375	2-7/.286	0-0/.000	0-3-3	1-0	0	1	0	1	8/4.0
Florida		1	0-0/.000	0-0/.000	0-0/.000	0-0-0	0-0	0	0	0	0	0/2.7
C. Car		1	0-2/.000	0-2/.000	0-0/.000	0-0-0	0-0	0	0	0	0	0/2.0
RMU		5	1-2/.500	1-2/.500	0-0/.000	0-0-0	2-0	0	0	1	0	3/2.2
La. Col		5	1-3/.333	1-3/.333	0-0/.000	0-0-0	0-0	0	0	0	0	3/2.3
NSU					DNP							
N.M.		1	0-1/.000	0-1/.000	0-0/.000	0-0-0	0-0	0	0	0	0	0/2.0
CE BAP		3	0-1/.000	0-1/.000	0-0/.000	0-0-0	0-0	0	0	0	1	0/1.8
LSU-A		0+	0-1/.000	0-1/.000	0-0/.000	0-0-0	0-0	0	0	0	0	0/1.6
Samford		2	0-0/.000	0-0/.000	0-0/.000	0-0-0	0-0	0	0	0	0	0/1.4
Ga. St.		5	1-2/.500	1-2/.500	0-0/.000	0-0-0	0-0	0	1	0	0	3/1.5
Ark. St.					DNP							
UTA		6	1-2/.500	1-2/.500	0-0/.000	0-1-1	1-0	0	0	0	0	3/1.7
TXST					DNP							
Troy					DNP							
UALR					DNP							
UL-L					DNP							
UTA					DNP							
Ga. So.		4	0-2/.000	0-2/.000	0-0/.000	0-1-1	0-0	0	0	0	0	0/1.5
Troy		0+	0-1/.000	0-0/.000	0-0/.000	1-0-1	0-0	0	0	0	0	0/1.4
USA					DNP							
UALR		1	0-0/.000	0-0/.000	0-0/.000	0-0-0	0-0	0	0	0	0	0/1.3
Ga. So.					DNP							
UL-L					DNP							
App. St.		1	0-0/.000	0-0/.000	0-0/.000	0-0-0	0-0	0	0	0	0	0/1.3
Ark. St.					DNP							
USA		1	0-0/.000	0-0/.000	0-0/.000	0-0-0	0-0	0	0	0	0	0/1.2
App. St.		4	0-1/.000	0-1/.000	0-0/.000	0-0-0	0-0	0	0	0	0	0/1.1
Ga. St.					DNP							
TXST					DNP							
#USA		3	0-0/.000	0-0/.000	0-0/.000	0-0-0	1-0	1	0	0	0	0/1.1
#Ga. So.					DNP							
%EMU					DNP							
%MERC					DNP							
%Verm					DNP							
%L-Chi1					DNP							
%L-Chi2												
Totals	59		7-26/.269	6-24/.250	0-0/.000	1-5-6	5-0	2	1	2	20	1.1

2014-15 (R-FRESHMAN)

Netted a career-high eight points and hit a pair of three-pointers in a win over Champion Baptist... hit a three-pointer in an overtime win over UT Arlington... drilled a three-pointer and also rejected a shot against Robert Morris at the Battle 4 Atlantis... seen action in seven conference games and 18 on the year... dished out an assist in the SBC Quarterfinals against South Alabama

2013-14 (FRESHMAN)

Redshirted... will still have four years of eligibility remaining

HIGH SCHOOL

Played three seasons at Sterlington High School ... Guided the Panthers to a 25-8 record as a senior and a second round appearance in the Louisiana High School Athletic Association playoffs ... Averaged 12 points and 3 assists per game his senior year ... Earned All-District honors from 2010-2013



ULM Warhawks Men's Basketball

University of Louisiana at Monroe



32 Justin Roberson

Junior | Guard | 6-1 | 185
Natchitoches, La. | Western Texas

	Season-High	Career-High
Pts	19, vs. CEBC (12/16/14)	19, vs. CEBC (12/16/14)
FG	8, vs. CEBC (12/16/14)	8, vs. CEBC (12/16/14)
3FG	1, six times	1, six times
FT	8, vs. UALR (1/17/15)	8, vs. UALR (1/17/15)
Ast	7, at UALR (2/5/15)	7, at UALR (2/5/15)
Reb	7, two times	7, two times
Blocks	2, vs. RMU (11/27/14)	2, vs. RMU (11/27/14)
Steals	4, at TXST (1/10/15)	4, at TXST (1/10/15)
Min	40, at Troy (1/29/15)	40, at Troy (1/29/15)

Opp	GS	Min	FG-FGA/Pct.	3FG-FGA	FT-FTA/PCT	O-D-T	PF-FO	A	TO	Blk	Stl	Pts/Avg
UAB	*	32	6-11/.545	0-0/.000	6-6/1.000	1-3-4	1-0	5	1	0	2	18/18.0
CH BAP	*	15	4-5/.800	0-0/.000	1-2/.500	0-1-1	1-0	2	1	0	3	9/13.5
Florida	*	26	1-6/.167	0-1/.000	0-0/.000	0-1-1	5-1	0	3	0	2	2/9.7
C. Car	*	29	4-7/.571	1-3/.333	2-2/1.000	0-7-7	2-0	2	2	0	0	11/10.0
RMU	*	31	6-10/.600	0-2/.000	0-0/.000	0-4-4	3-0	6	3	2	0	12/10.4
La. Col	*	26	5-7/.714	0-1/.000	2-2/1.000	0-3-3	4-0	1	5	0	2	12/10.7
NSU	*	28	4-6/.667	0-1/.000	0-2/.000	0-3-3	4-0	2	3	0	1	8/10.3
N.M.	*	32	3-11/.273	0-1/.000	0-1/.000	0-4-4	0-0	1	2	0	2	6/9.8
CE BAP	*	31	8-12/.667	1-2/.500	2-2/1.000	0-4-4	2-0	4	0	0	2	19/10.8
LSU-A	*	30	2-6/.333	0-0/.000	2-3/.667	0-7-7	5-1	4	2	0	0	6/10.3
Samford	*	25	1-10/.100	1-1/1.000	0-0/.000	3-3-6	0-0	2	3	0	1	3/9.6
Ga. St.		13	0-5/.000	0-1/.000	0-1/.000	0-0-0	2-0	0	0	0	0	0/8.8
Ark. St.		19	4-7/.571	0-0/.000	2-3/.667	0-1-1	2-0	1	0	0	0	10/8.9
UTA		23	2-10/.200	1-3/.333	0-0/.000	1-5-6	5-1	1	1	0	0	5/8.6
TXST		17	5-9/.556	0-1/.000	0-0/.000	0-2-2	5-1	2	3	0	4	10/8.7
Troy		26	4-9/.444	1-1/1.000	0-0/.000	0-1-1	1-0	0	0	0	1	9/8.8
UALR		24	2-6/.333	0-3/.000	8-9/.889	0-3-3	1-0	1	3	0	0	12/8.9
UL-L		28	3-7/.429	0-0/.000	2-5/.400	1-5-6	3-0	4	1	1	1	8/8.9
UTA		27	2-10/.200	3-2/.5	3-4/.750	3-2-5	2-0	3	3	0	0	7/8.8
Ga. So.		21	2-6/.333	0-3/.000	1-2/.500	1-4-5	2-0	3	1	0	0	5/8.6
Troy	*	40	2-11/.182	0-1/.000	5-6/.833	1-4-5	1-0	1	1	1	3	9/8.6
USA	*	33	4-11/.364	0-2/.000	1-1/1.000	1-3-4	5-1	6	1	1	2	9/8.6
UALR	*	39	4-10/.400	0-3/.000	0-0/.000	0-5-5	3-0	7	2	1	0	8/8.6
Ga. So.	*	31	1-4/.250	0-0/.000	3-4/.750	0-1-1	1-0	6	2	0	0	5/8.5
UL-L	*	34	5-13/.385	0-1/.000	4-6/.667	3-3-6	1-0	2	2	1	3	14/8.7
App. St.	*	14	6-7/.857	0-0/.000	1-1/1.000	1-1-2	2-0	2	0	0	0	13/8.8
Ark. St.	*	31	3-11/.273	0-0/.000	1-2/.500	2-3-5	2-0	4	1	0	1	10/9.1
USA	*	30	6-18/.333	0-0/.000	6-9/.666	5-0-5	3-0	4	2	1	3	18/9.1
App. St.	*	25	4-7/.571	1-1/1.000	1-1/1.000	1-1-2	4-0	0	2	0	1	10/9.1
Ga. St.	*	37	4-9/.444	0-1/.000	3-4/.750	4-1-5	3-0	3	1	0	0	11/9.2
TXST		24	4-7/.571	0-0/.000	2-2/1.000	0-2-2	4-0	3	5	0	0	10/9.2
#USA	*	24	4-15/.267	0-0/.000	0-0/.000	3-5-8	2-0	3	2	0	1	8/9.2
#Ga. So.	*	36	3-10/.300	1-2/.500	1-1/1.000	2-7-9	4-0	2	3	0	1	8/9.2
%EMU	*	30	3-8/.375	0-2/.000	3-3/1.000	0-7-7	3-0	3	4	0	1	9/9.1
%MERC	*	27	1-6/.167	0-1/.000	1-1/1.000	0-3-3	5-1	3	1	0	1	3/9.0
%Verm	*	32	3-10/.300	0-0/.000	0-0/.000	2-3-5	4-0	3	3	0	3	6/8.9
%L-ChiI												
%L-Chi2												

Totals 26 990 125-317/.394 7-39/.179 63-85/.741 35-112-147 97-6 96 69 8 41 320/8.9

JUNIOR (2014-15)

Leads the team in steals and grabbed three in the CBI Semifinals vs. Vermont... scored eight points in both SBC Tournament games and totaled 17 rebounds... tallied a team-high 18 points, five rebounds, four assists, three steals and a block at South Alabama... registered 13 points on 6-7 shooting vs. Appalachian State... recorded 14 points, six rebounds and three steals vs. UL-Lafayette at home... dished out a career-high seven assists at UALR... put in 12 points and drained a career-high eight free throws (8-9) vs. UALR at home... scored 10 points against both Arkansas State and Texas State... career-high 19 points and eight made field goals in the win over Central Baptist... reached double-figures with 12 points on 5-7 shooting against Louisiana College... registered a team and game-high of 18 points, including a perfect 6-6 FT, to go along with his five assists in a win over UAB... recorded a career-high three steals against Champion Baptist... netted 11 points and grabbed a career-high seven rebounds against Coastal Carolina... drained 12 points with six assists and two blocks against Robert Morris

PREVIOUS SCHOOL

Led Western Texas Junior College to a 23-8 record and averaged 14.2 points, 3.5 rebounds, 4.0 assists and 2.0 steals per game... named to the All-Western Texas Conference First-Team... memorable dunk over a 6-8 post player after driving down the lane

Individual Career Totals for Returning Student-Athletes

Only includes statistics at ULM

Points

T. Ongwae	959
N. Coppola	523
M. Williams	392
D. Harvey	207
C. Amajoyi	104

Steals

T. Ongwae	67
N. Coppola	45
M. Williams	22
D. Harvey	21
C. Amajoyi	10

Field Goals M-A

T. Ongwae	341-813
N. Coppola	183-460
M. Williams	162-312
D. Harvey	84-145
C. Amajoyi	30-90

Free Throws M-A

T. Ongwae	225-279
N. Coppola	76-109
M. Williams	66-108
D. Harvey	39-73
C. Amajoyi	28-38

Rebounds

T. Ongwae	392
M. Williams	218
D. Harvey	219
N. Coppola	182
C. Amajoyi	81

Three-Pointers M-A

N. Coppola	81-214
T. Ongwae	52-193
C. Amajoyi	16-50
M. Williams	2-8

Assists

N. Coppola	226
T. Ongwae	141
D. Harvey	27
C. Amajoyi	25
M. Williams	21

Games/Starts

T. Ongwae	63/63
N. Coppola	63/63
D. Harvey	63/9
M. Williams	46/37
C. Amajoyi	43/16

Blocks

M. Williams	42
T. Ongwae	30
D. Harvey	26
C. Amajoyi	2

Minutes

N. Coppola	2207
T. Ongwae	2135
M. Williams	1079
D. Harvey	901
C. Amajoyi	512

ULM's 2014-15 Record When it Has...

Five Double-Figure Scorers (2-0)

vs. Northwestern State
vs. UALR

vs. Eastern Michigan

at Mercer
vs. Vermont

Four Double-Figure Scorers (7-0)

at UAB
vs. Champion Baptist
vs. Louisiana College
vs. Central Baptist
vs. Arkansas State
at UALR
vs. USA

Two Double-Figure Scorers (3-9)

at No. 8 Florida
vs. Coastal Carolina
vs. Robert Morris
at Samford
vs. Troy (win)
vs. UT Arlington
vs. Georgia Southern
at Troy (win)
at Arkansas State
at Appalachian State
vs. Texas State (win)

Three Double-Figure Scorers (11-2)

vs. LSU-Alexandria
at UT Arlington
at Texas State
vs. South Alabama
at Georgia Southern
vs. UL-Lafayette
vs. Appalachian State
at South Alabama
vs. Georgia State (loss)
vs. Georgia Southern (loss)

One Double-Figure Scorer (1-0)

at UL-Lafayette

No Double-Figure Scorers (0-2)

at New Mexico
at Georgia State



ULM Warhawks Men's Basketball

University of Louisiana at Monroe




Media Roster



0 Marvin Williams

Senior | Center
6-8 | 245
Memphis, Tenn.
NW Florida State College



11 Nick Coppola

Sophomore | Guard
5-11 | 190
Richmond, Va.
Benedictine Prep



1 Alex Brown

Freshman | Guard
6-4 | 185
Vernon, Fla.
Vernon HS




12 Tylor Ongwae

All-Conference First-Team
Senior | Forward | 6-7 | 205
Eldoret, Kenya
Ranger College



2 DeMondre Harvey

Junior | Forward
6-7 | 210
Minden, La.
Pearl River CC



13 Majok Deng

All-Conference Third-Team
Junior | Forward | 6-10 | 190
Adelaide, Australia
Indian Hills CC




3 Prince Cooper

Sophomore | Guard
6-4 | 215
Freeport, Bahamas
Miami-Dade College



20 Chinedu Amajoyi

Senior | Guard
6-3 | 195
Rancho Cucamonga, Calif.
Kilgore College



4 Mack Foster

Junior | Guard
6-2 | 185
Beulah, Miss.
East Mississippi CC




22 Lance Richard

R-Freshman | Guard
5-10 | 170
Monroe, La.
Sterlington HS




5 Jamaal Samuel

Junior | Forward
6-9 | 205
New Orleans, La.
Illinois State



32 Justin Roberson

Junior | Guard
6-1 | 185
Natchitoches, La.
Western Texas



10 Roderick Taylor

Freshman | Forward
6-8 | 210
Harker Heights, Texas
Harker Heights HS



Head Coach Keith Richard

SBC Coach of the Year
ULM '82
Fifth Year at ULM | 14th Year Overall
Baton Rouge, La.